

1Q21 Results

29 April 2021

Josu Jon Imaz
CEO

REPSOL CONFERENCE CALL



Disclaimer

ALL RIGHTS ARE RESERVED

© REPSOL, S.A. 2021

This document contains statements that Repsol believes constitute forward-looking statements which may include statements regarding the intent, belief, or current expectations of Repsol and its management, including statements with respect to trends affecting Repsol's financial condition, financial ratios, results of operations, business, strategy, geographic concentration, production volume and reserves, capital expenditures, costs savings, investments and dividend payout policies. These forward-looking statements may also include assumptions regarding future economic and other conditions, such as future crude oil and other prices, refining and marketing margins and exchange rates and are generally identified by the words "expects", "anticipates", "forecasts", "believes", "estimates", "notices" and similar expressions. These statements are not guarantees of future performance, prices, margins, exchange rates or other events and are subject to material risks, uncertainties, changes and other factors which may be beyond Repsol's control or may be difficult to predict. Within those risks are those factors described in the filings made by Repsol and its affiliates with the "Comisión Nacional del Mercado de Valores" in Spain and with any other supervisory authority of those markets where the securities issued by Repsol and/or its affiliates are listed.

Repsol does not undertake to publicly update or revise these forward-looking statements even if experience or future changes make it clear that the projected performance, conditions or events expressed or implied therein will not be realized.

This document mentions resources which do not constitute proved reserves and will be recognized as such when they comply with the formal conditions required by the system "SPE/WPC/AAPG/SPEE/SEG/SPWLA/EAGE Petroleum Resources Management System" (SPE-PRMS) (SPE – Society of Petroleum Engineers).

In October 2015, the European Securities Markets Authority (ESMA) published its Guidelines on Alternative Performance Measures (APMs). The guidelines apply to regulated information published on or after 3 July 2016. The information and breakdowns relative to the APMs used in this presentation are updated quarterly on [Repsol's website](#).

This document does not constitute an offer or invitation to purchase or subscribe securities, pursuant to the provisions of the Royal Legislative Decree 4/2015 of the 23rd of October approving the recast text of the Spanish Securities Market Law and its implementing regulations. In addition, this document does not constitute an offer to purchase, sell, or exchange, neither a request for an offer of purchase, sale or exchange of securities in any other jurisdiction.

The information contained in the document has not been verified or revised by the External Auditors of Repsol.

Index

- 01. Key messages
- 02. Operational highlights
- 03. Financial results
- 04. Outlook 2021



Solid first quarter performance continues positive momentum



Strong quarterly results and cash generation

- Positive CFFO and FCF in all business segments
- Higher oil & gas prices, outstanding Chemicals
- Ongoing weak Refining

Closer to pre-COVID levels

- Adjusted Net Income: +17% QoQ and +5% YoY
- CFFO +73% YoY and -11% vs. 1Q19

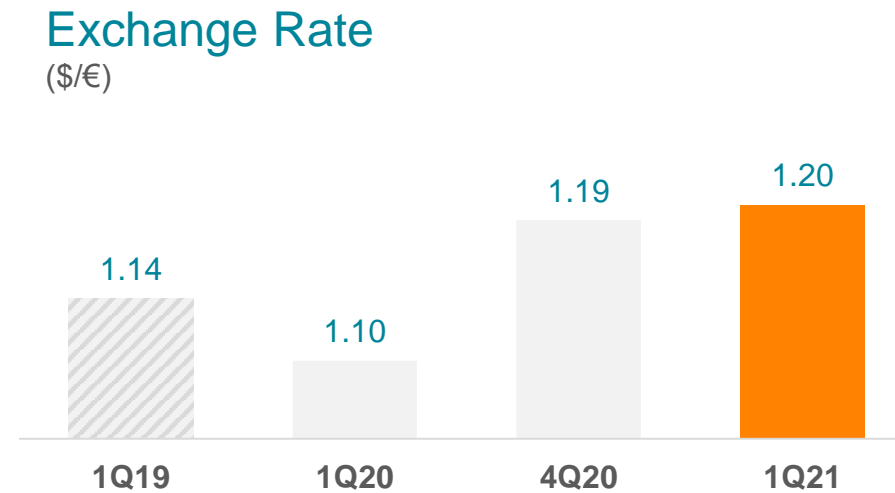
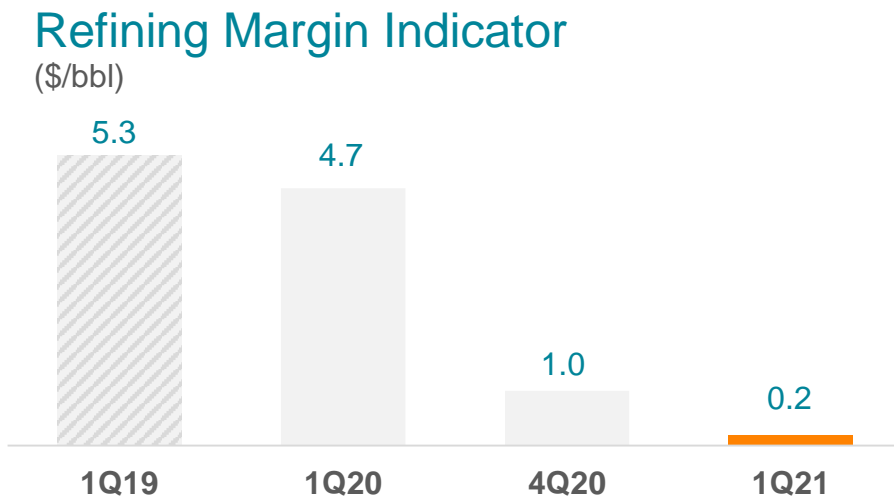
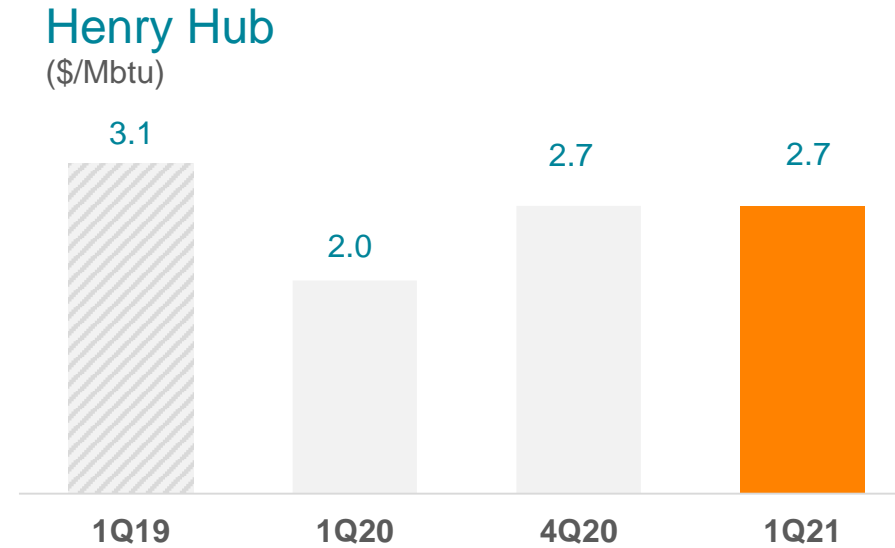
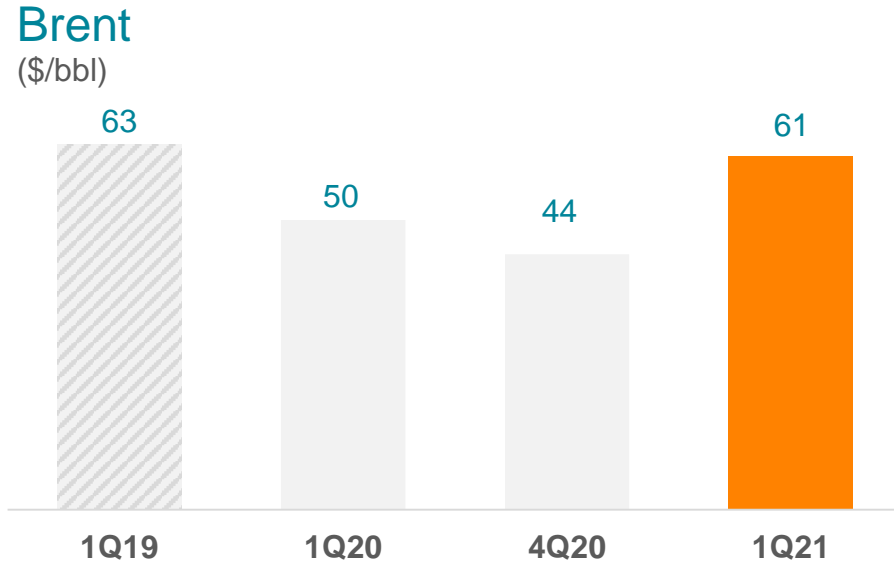
Reinforced financial strength

- Net Debt in line with the end of 2020 (excluding the effect of hybrids)
- S&P and Fitch reaffirm BBB rating with a stable outlook
- Buyback program to offset dilution of January scrip

Transformation towards strategic objectives

- Accelerating investment in Low Carbon (40% of 1Q21 capex)
- Upstream flexibility benefits from higher oil and gas prices

Stronger oil and gas prices. Weaker refining environment

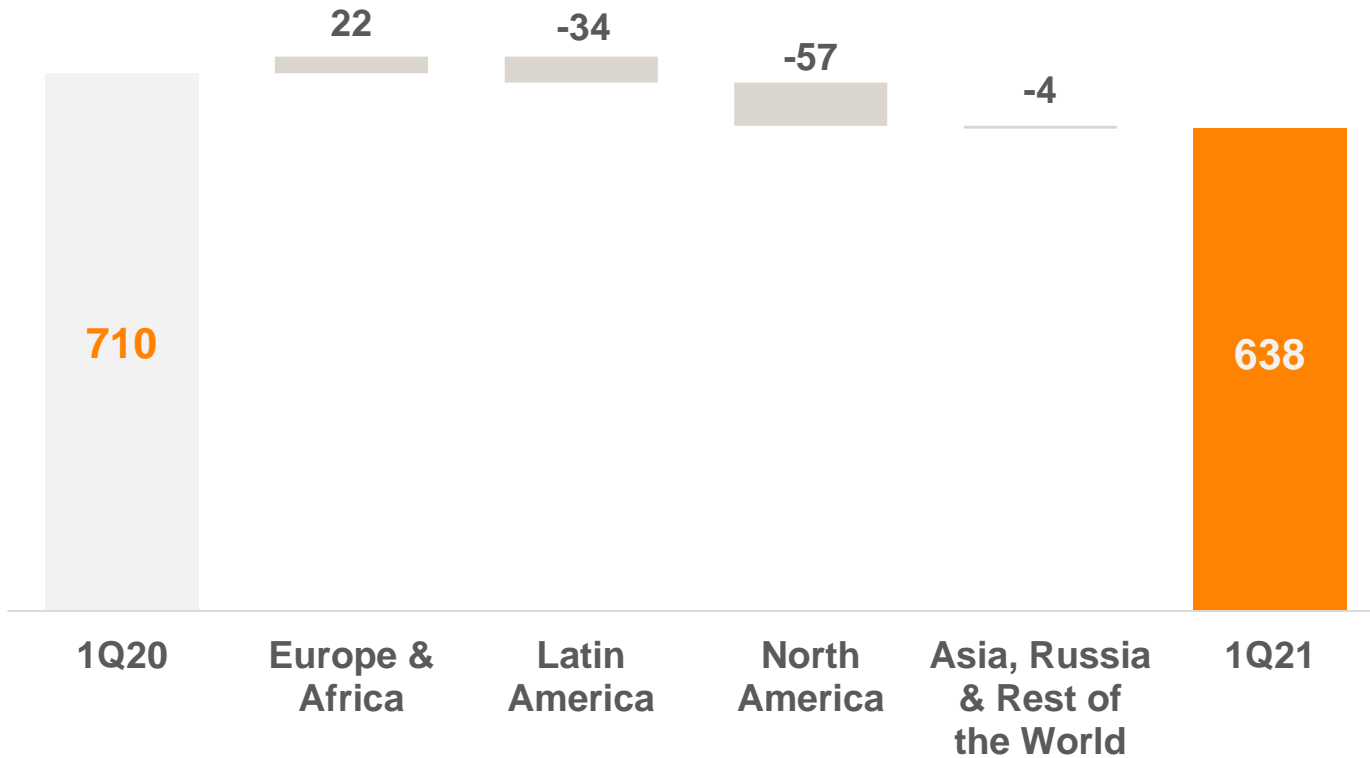


Strong organic FCF generation supported by higher prices and lower costs



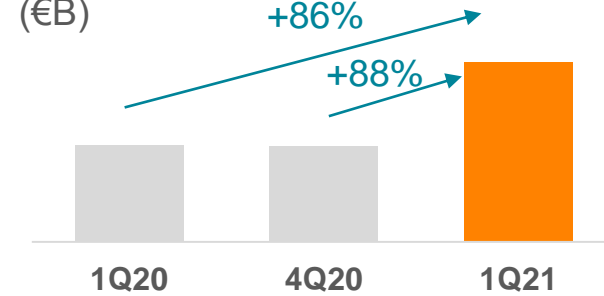
Upstream production YoY

(Kboe/d)

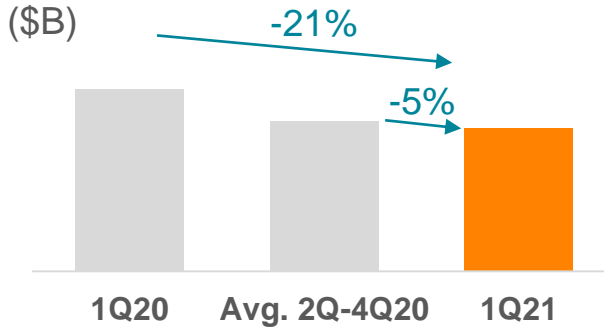


- Weather issues in **Eagle Ford**
- Maintenance activities across several assets
- Higher volumes in **Libya, Bolivia** and **Venezuela**


Organic FCF (€B)



Opex (\$B)

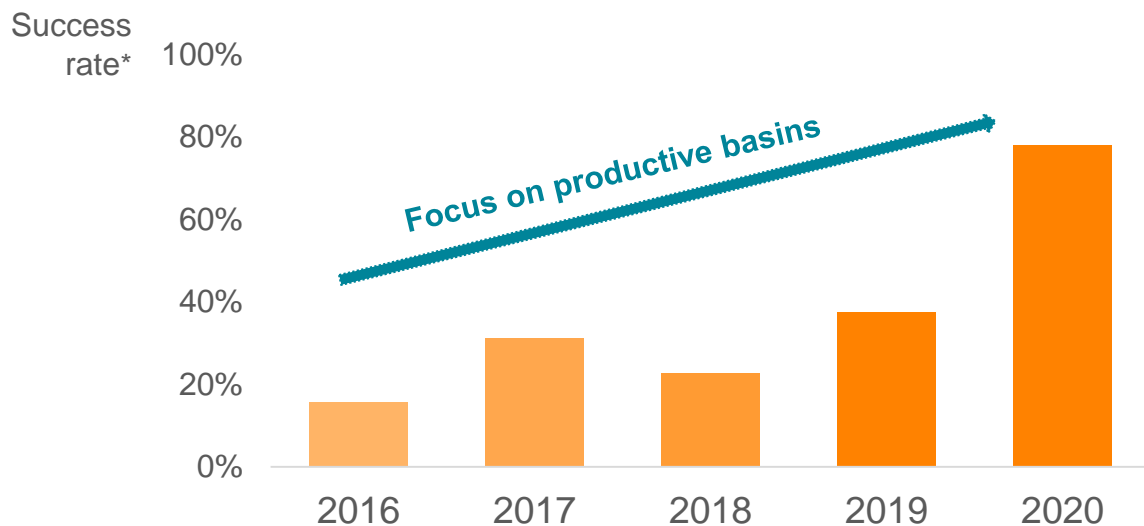


Capex (\$B)





Selective Exploration strategy



Boicobo Sur (Bolivia): ~1 Tcf of resources in Caipipendi producing block

2018-2020 discoveries concentrated around 3 areas: GoM, Alaska and South-East Asia

Progress on 14 key projects in SP

- YME Norway**
 - First oil projected for 4Q21
- Pikka Alaska**
 - FID expected end-2021
 - First oil projected for 2025
- Sakakemang Indonesia**
 - FID expected end-2021/early-2022
 - First gas two years later
- Campos 33 Brazil**
 - Approved development concept

* positive wells / total wells

Outstanding Chemicals supported by record-level margins



Refining

Ongoing challenging environment

- Lower margin indicator (\$0.2 /bbl) vs. 1Q20 and 4Q20
- Narrower **middle distillates** differentials and tighter **light-to-heavy** crude spreads
- **Strength of heavy crudes** weights against complex refiners

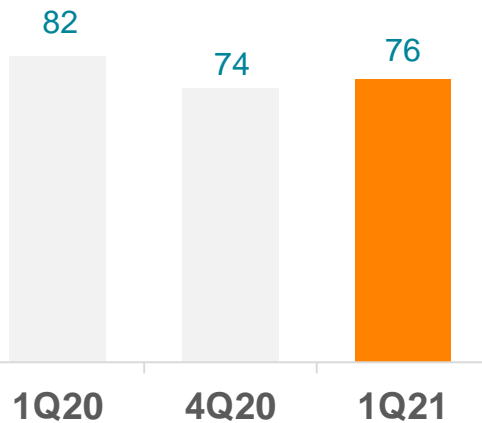
Chemicals

Exceptional delivery

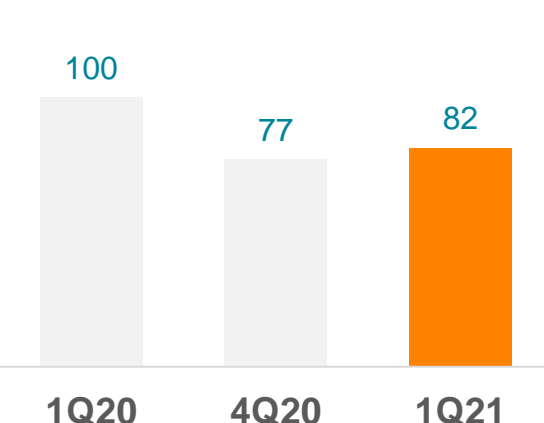
- **Highest margins in decades** for polyolefins and intermediates
- **Solid demand** and **market supply constraints**
- **Higher utilization rates**

Utilization of Repsol's refining capacity

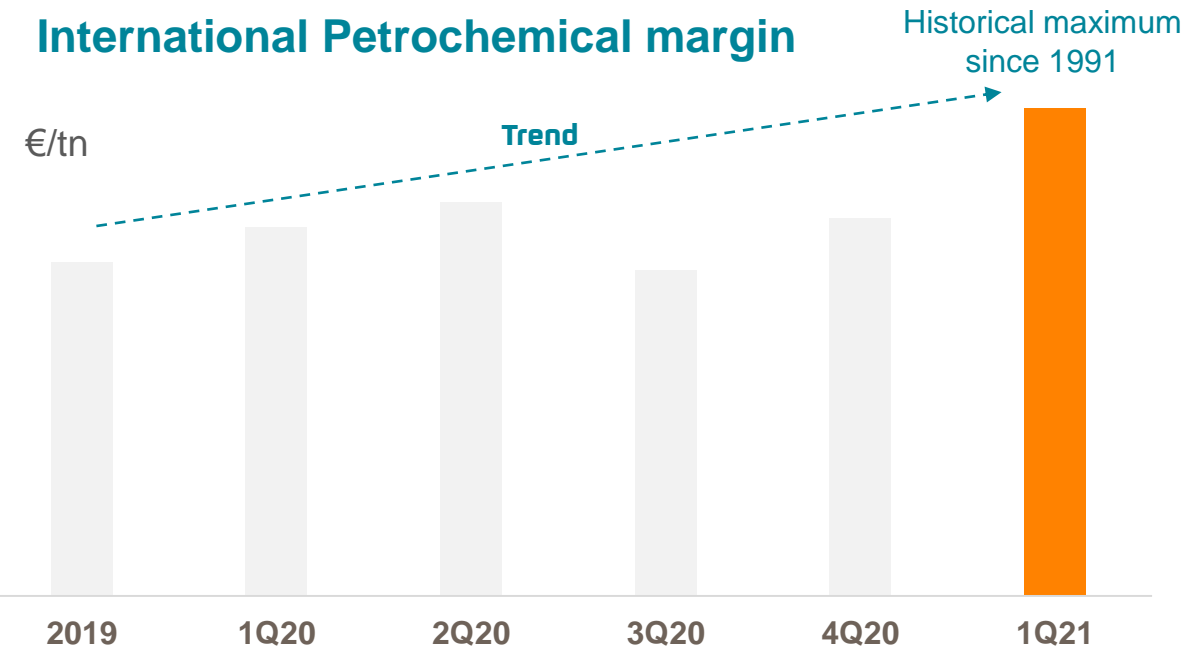
Distillation utilization (%)



Conversion utilization (%)



International Petrochemical margin



Mobility business impacted by COVID-19 and Filomena storm



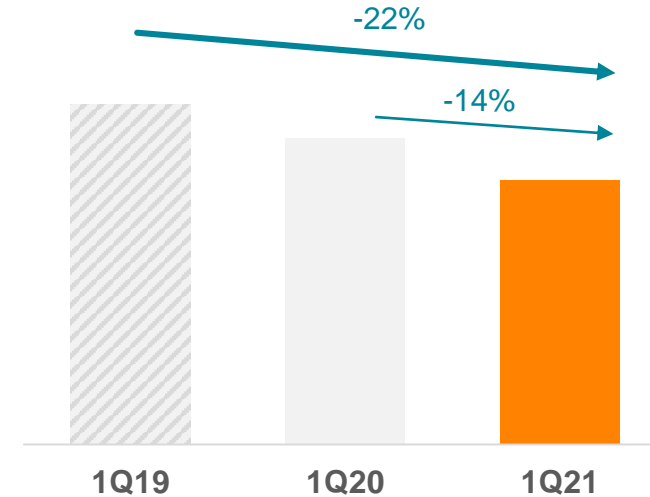
Mobility

- **Sales in Service Stations** -14% vs. 1Q20 and -22% vs.1Q19
- COVID-19 **mobility restrictions**
- **Filomena storm collapsed mobility and supply** for two weeks in Spain
- Divestment of Service Stations and direct fuels sales **businesses in Italy**

Retail E&G

- Acquisition of **Gana Energía**: 100% green energy
- > **1.2 Million** retail clients

Sales in Repsol's Service Stations in Spain



Lubricants, Asphalts and Specialties

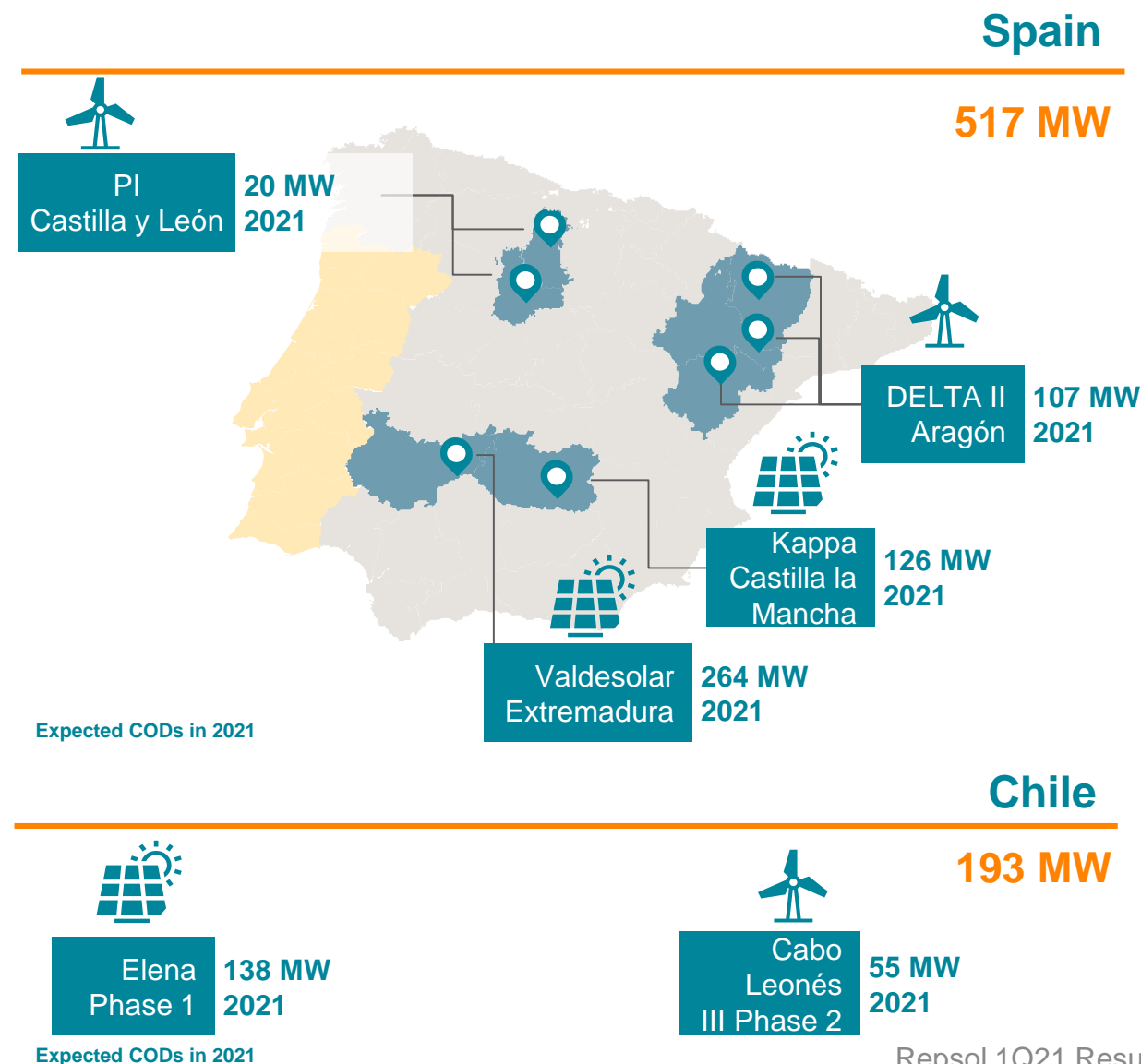
- **Solid results**
- **Higher sales** vs. 1Q20 and **lower costs**
- Launched **new range lubricants** for electric vehicles and motorcycles

Renewables pipeline on track



Additional 710 MW by year-end

- Electricity generated by Repsol +23% YoY
- **Kappa**: first solar farm with 126 MW starting operations in April
- **Chile**: 14-year PPA for the development of Atacama wind project
- PPA with Microsoft



Progress in the transformation of our portfolio



Sustainable biofuels 1.3 Mt by 2025
>2 Mt by 2030

Cartagena ecofuels plant

First steps for the construction of the first advanced biofuels plant in Spain

250,000 Tn/y operational in 2023

Reduction of 900,000 Tn/y of CO₂ emissions

Capex: €188 M



Plastics circularity Recycle 20% polyolefin production¹

Waste-to-Chemicals plant in Tarragona

JV with Enerkem and Agbar

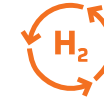
Solid urban waste transformed into **methanol**

Capacity: **220,000 Tn/y**

Operational in 2025

Polyurethane foam recycling plant in Puertollano

Operational end-2022, with a capacity to treat **2,000 Tn/y** of waste



Renewable Hydrogen 0.4 GWeq by 2025
1.2 GWeq by 2030

Renewable hydrogen plant in Petronor

Started engineering work



Advanced Mobility Ambition >1,000 charging points Spain²

First ultra-fast charging point in Portugal

Continues expansion of recharging network in **Spain**

Financial results

1Q21 Results

Results (€ Million)	Q1 2021	Q4 2020	Q1 2020
Upstream	327	195	90
Industrial	73	68	288
Commercial and Renewables	101	153	121
Corporate and Others	(30)	(12)	(52)
Adjusted Net Income	471	404	447
Inventory effect	321	70	(790)
Special items	(144)	(1,185)	(144)
Net Income	648	(711)	(487)

Financial data (€ Million)	Q1 2021	Q4 2020	Q1 2020
EBITDA	1,837	1,259	349
EBITDA CCS	1,395	1,160	1,455
Operating Cash Flow	1,030	1,075	596
Net Debt with leases	6,452	6,778	8,364



Higher oil & gas prices and stronger Chemicals to offset lower Refining



Production	~ 625 kboed	
Refining Margin Indicator	\$2 /bbl	<ul style="list-style-type: none"> • vs. \$3.5/bbl previous guidance
EBITDA CCS	~ €5.8 Bn	<ul style="list-style-type: none"> • +10% vs. previous guidance • >40% higher than in 2020
Capex	~ €2.6 Bn	<ul style="list-style-type: none"> • +10% Upstream FY Capex increase (unconventionals) • >25% deployed in Low Carbon platforms
Net debt*	≤ €6.8 Bn	<ul style="list-style-type: none"> • In line with 2020 (excl. hybrids transactions of 2021)
Dividend	€0.6 /share	<ul style="list-style-type: none"> • Dividend only in cash starting in July'21

Prudent capital allocation policy and revised macro scenario

“Resilience mode” in an improving macro environment



Resilience of Repsol's integrated model

Upstream ready to capitalize on higher prices

Ongoing progress in the Energy Transition

Revised 2021 full-year EBITDA and CFFO targets

- 1Q21 positive operating and free cash flow in all segments
- Upstream: “yield and focus”
- Downstream: **Chemicals** and **Customer Centric** compensate Refining
- **Strong 1Q21 organic FCF generation**
- **Capex flexibility** in unconventional (Marcellus, Eagle Ford)
- **Exploration success** and **new FIDs 2021/2022**
- **Transformation of Industrial assets**
- **Circular economy opportunities**
- Development of **renewables pipeline** on track
- **EBITDA CCS target upgraded +10% to €5.8 Bn** in 2021
- Higher O&G prices and stronger Chemicals to offset lower Refining

1Q21 Results

29 April 2021

Repsol Investor Relations
investor.relations@repsol.com

