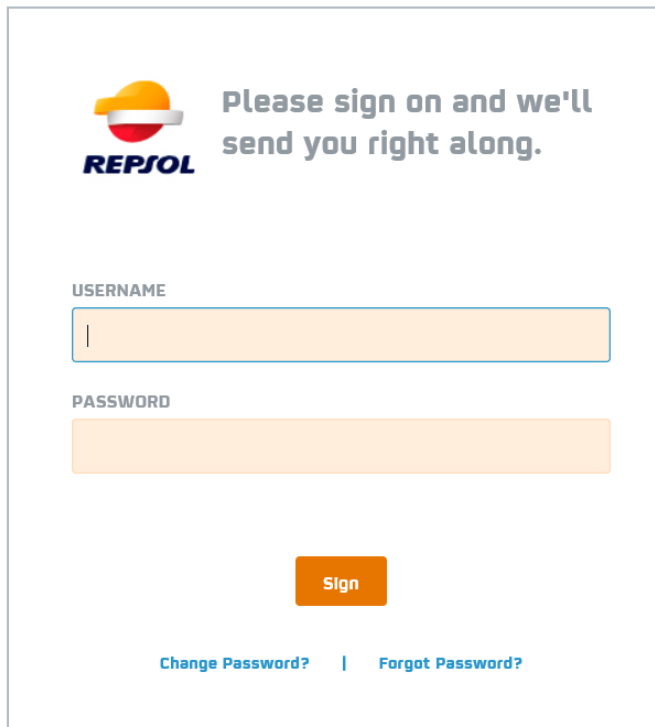



Objective

Procedure

1. Start the transaction using the menu path or transaction code.



 Please sign on and we'll send you right along.

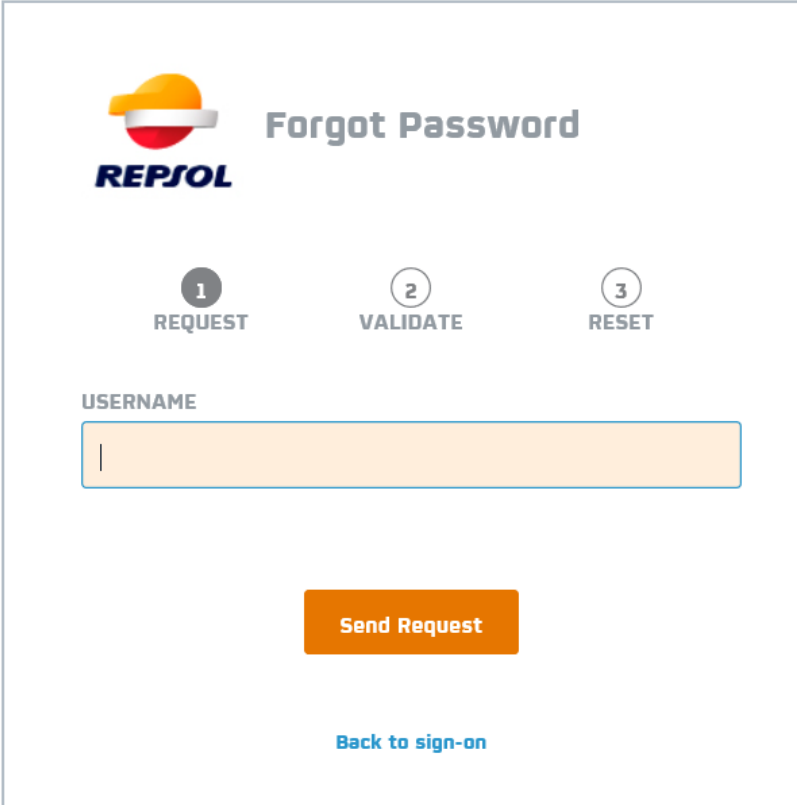
USERNAME


PASSWORD

[Sign](#)

[Change Password?](#) | [Forgot Password?](#)

2. Click link label forgot password?.
3. Next, the following screen appears. You have to fill in the user field (**this field admits entering both the user code and the email**) and send the request.



 **Forgot Password**

1 REQUEST 2 VALIDATE 3 RESET

USERNAME

Send Request

[Back to sign-on](#)



4. Finally, a last screen is displayed indicating that an email will be received with the instructions to follow for the reset of the password



Forgot Password

You should receive an email shortly with information on how to reset your password. If you do not receive an email within a few minutes, please try again. You may now close this window.



global.footer

5. If you have followed these steps, in a few seconds you will receive an email with a link to access to change the password. Once changed, return to the initial screen and enter them.

REPSOL Reset Your Password

REQUEST
 VALIDATE
 3 RESET

NEW PASSWORD

CONFIRM NEW PASSWORD

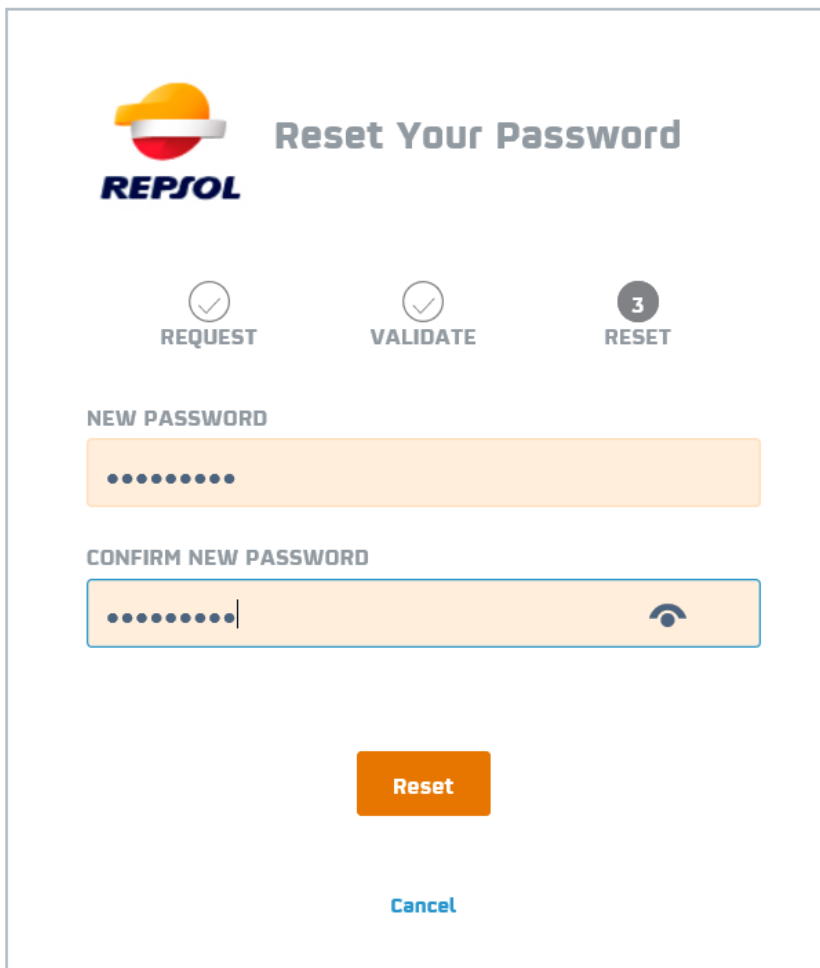
Reset

Cancel

6. As required, complete/review the following fields:

Field	R/O/C	Description
New password:	R	Example: *****
Confirm password:	R	Example: *****
Please type the code from the image	R	Example:

7. Click button Reset.



REPSOL Reset Your Password

REQUEST VALIDATE **3** RESET

NEW PASSWORD


CONFIRM NEW PASSWORD

Reset

Cancel

8. Start the transaction using the menu path or transaction code.

Passwords Management



REPSOL


Your password has been modified.

Return to home page

Copyright © 2013 CA. All rights reserved.

9. Click button Return to home page.

Partners and Suppliers Extranet


Please sign on and we'll send you right along.

USERNAME

PASSWORD

[Change Password?](#) | [Forgot Password?](#)

10. As required, complete/review the following fields:

Field	R/O/C	Description
User name	R	Example: rordonezr00
Pass word	R	Example: *****

11. Click button Sign In .