


**ADJUSTED NET
INCOME**
616
million euros

**INCREASE
FROM 1Q2017**
8%

**INTEGRATED
MODEL**

The results show the strength of Repsol's integrated business model



**HIGHEST
PRODUCTION
SINCE 2012**
727
thousand boe/d

 Repsol will hold its **Annual General Meeting** on May 11th, at the Palacio de Congressos in Madrid

Upstream

Exploration and Production

ADJUSTED NET INCOME



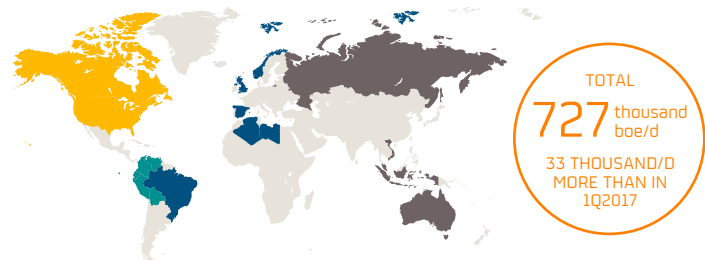
Upstream's adjusted net income stood at €320 M, a 43% increase on figures from the same period last year. This is mainly due to the following factors:

- Higher crude oil and gas prices.
- Increased production.
- Higher exploration costs, and the impact of the depreciation of the dollar.

Exploitation investments totalled €452 M, €14 M higher than in the first quarter of 2017.

PRODUCTION (thousands of barrels/day)


Region	Production (thousand boe/d)
North America	178
Latin America and the Caribbean	301
Europe, Africa and Brazil	167
Asia and Russia	81



Downstream

Refining, Chemicals, Marketing, Lubricants, LPG, Trading and Gas & Power

ADJUSTED NET INCOME



The adjusted net income was €425 M, 15% lower than the same period last year. This is mainly due to the following factors:

- Smaller contributions from industrial businesses (Refining and Chemicals).
- Larger contributions from the commercial businesses.

A refining indicator that surpassed the objective: \$6.6/bbl.

Exploitation investments totalled €138 M, €24 M higher than during the same period in 2017.

2016-2020 Strategic Plan

After meeting the main objective set out in the 2016-2020 Strategic Plan ahead of schedule, the Company is currently updating the Plan with new objectives for 2020.

Selling Gas Natural

On February 22nd, Repsol reached an agreement with Rioja Bidco Shareholdings, S.L.U., a company controlled by funds advised by CVC. We are selling our 20% stake in Gas Natural for a total of 3.816 billion euros, or €19 per share.

Predicted shareholder remuneration in 2018*

Repsol's Flexible Dividend Program will substitute the 2017 final dividend and the 2018 interim dividend. Retirement of treasury shares (equivalent to the amount issued in 2018 as a result of the scrip dividend) to reduce the Company's share capital.

(*) Subject to approval in the Annual General Meeting.

1ST DIVIDEND


0.388
€/share

2ND DIVIDEND


0.500
€/share

Solid financial position

EBITDA AT CCS

▲ 5%

 The EBITDA at CCS rose to
€1,816 B.

DEBT/EBITDA

0.94

The net debt to EBITDA at CCS ratio was 0.94.

The company carries out a good part of its activities through joint ventures. This means that, when it comes to making decisions on fund allocation or performance assessment, the operating and financial figures of joint ventures are analysed from the same perspective and as thoroughly as those of companies consolidated by global integration. This is the reason why all sector figures include, according to percentage shares, those of joint ventures or companies managed as such. In fiscal year 2014, Repsol decided to take into account the current business environment and use an accounting method for better comparison with the results of other companies in the same industry. Now, Repsol reports its recurring net income based on restocking costs of continued operations (adjusted net income), excluding both discontinued operations and inventory effects.

This document does not constitute an offer or invitation to purchase or subscribe shares, pursuant to the provisions of the Royal Legislative Decree 4/2015 of the 23rd of October approving the recast text of the Spanish Securities Market Law and its implementing regulations. In addition, this document does not constitute an offer of purchase, sell, or exchange, neither a request for an offer of purchase, sale or exchange of securities in any other jurisdiction.

This report contains information and statements that are actually estimates or forecasts about Repsol. Such estimates or forecasts may contain statements about plans, goals and expectations, including statements on trends affecting Repsol's finances, financial ratios, operating income, business, strategies, geographical concentration, production and reserves, capital expenditure, cost savings, investments and dividend policy. Such estimates or forecasts may contain assumptions on future economic or financial situations such as future crude oil prices or other prices, refining or marketing margins and currency exchange rates. Estimates or future prospects are generally identified with the verbs 'hope', 'expect', 'think', 'believe', 'estimate', or the like. Said statements or claims do not guarantee future compliance, prices, margins, currency exchange rates, and so forth, and are subject to significant risks, uncertainties, changes or other factors beyond Repsol's control or difficult to predict. Among these risks and uncertainties there are factors and situations on which information is provided in statements or documents filed by Repsol and its affiliates with the Spanish Stock Exchange, the Argentine Stock Exchange, the U.S. Securities and Exchange Commission, and other market supervising agencies in the markets where Repsol or its affiliates trade their shares. Repsol undertakes to fulfil its obligations only as established in the laws in force, even if new data are published or new situations arise, as far as public announcements of updated or revised facts are concerned.

The information contained here has not been verified or reviewed by Repsol's external auditors.

In October 2015, the European Securities Markets Authority (ESMA) published the Guidelines on Alternative Performance Measures (APM), of mandatory application for the regulated information to be published from 3 July 2016. Information and disclosures related to APM3 used on the present Q1 2018 Results Earnings Release are included in Appendix III "Alternative Performance Measures" of the Interim consolidated financial statements for Q1 2018 and Repsol's website.

Repsol publish today the Interim consolidated financial statements for Q1 2018 available on Repsol's and CNMV's (Comisión Nacional del Mercado de Valores) websites.