

2Q21 Results

29 July 2021

Josu Jon Imaz
CEO

REPSOL CONFERENCE CALL



Disclaimer

ALL RIGHTS ARE RESERVED

© REPSOL, S.A. 2021

This document contains statements that Repsol believes constitute forward-looking statements which may include statements regarding the intent, belief, or current expectations of Repsol and its management, including statements with respect to trends affecting Repsol's financial condition, financial ratios, results of operations, business, strategy, geographic concentration, production volume and reserves, capital expenditures, costs savings, investments and dividend payout policies. These forward-looking statements may also include assumptions regarding future economic and other conditions, such as future crude oil and other prices, refining and marketing margins and exchange rates and are generally identified by the words "expects", "anticipates", "forecasts", "believes", "estimates", "notices" and similar expressions. These statements are not guarantees of future performance, prices, margins, exchange rates or other events and are subject to material risks, uncertainties, changes and other factors which may be beyond Repsol's control or may be difficult to predict. Within those risks are those factors described in the filings made by Repsol and its affiliates with the "Comisión Nacional del Mercado de Valores" in Spain and with any other supervisory authority of those markets where the securities issued by Repsol and/or its affiliates are listed.

Repsol does not undertake to publicly update or revise these forward-looking statements even if experience or future changes make it clear that the projected performance, conditions or events expressed or implied therein will not be realized.

This document mentions resources which do not constitute proved reserves and will be recognized as such when they comply with the formal conditions required by the system "SPE/WPC/AAPG/SPEE/SEG/SPWLA/EAGE Petroleum Resources Management System" (SPE-PRMS) (SPE – Society of Petroleum Engineers).

In October 2015, the European Securities Markets Authority (ESMA) published its Guidelines on Alternative Performance Measures (APMs). The guidelines apply to regulated information published on or after 3 July 2016. The information and breakdowns relative to the APMs used in this presentation are updated quarterly on [Repsol's website](#).

This document does not constitute an offer or invitation to purchase or subscribe securities, pursuant to the provisions of the Royal Legislative Decree 4/2015 of the 23rd of October approving the recast text of the Spanish Securities Market Law and its implementing regulations. In addition, this document does not constitute an offer to purchase, sell, or exchange, neither a request for an offer of purchase, sale or exchange of securities in any other jurisdiction.

The information contained in the document has not been verified or revised by the External Auditors of Repsol.

Agenda

01. Key messages
02. Operational highlights
03. Financial results
04. Outlook 2021



Solid 2Q21 results back to pre-pandemic levels



Improving results in all business divisions

- **Adjusted Net Income:** +4% vs. 1Q21 and -2% vs. 2Q19
- **Higher O&G prices, exceptional Chemicals and improving demand in Spain**
- **CFFO:** +124% 1H21 vs. 1H20

Delivery of strategic objectives

- **Value-over-volume** and **portfolio rationalization** in Upstream
- **Expansion of Sines petrochemical complex**
- **Increased H₂ ambition** to 0.55 GW eq. by 2025 and 1.9 GW eq. by 2030 ⁽¹⁾
- **Entry into the US renewables market** through 40% acquisition of Hecate Energy
- **Increased Low Carbon generation objective to 2025** from 7.5 to 8.3 GW ⁽²⁾

Financial strength & improved outlook to end-2021

- **Net Debt:** €6.4 B vs €6.8 B at Dec'20 (-6%)
- **Improved FY2021 guidance**

New Transition Financing Framework

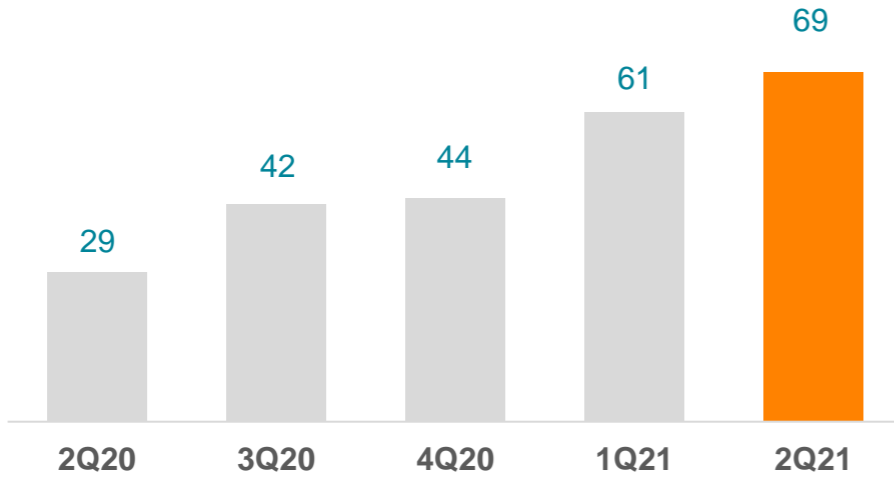
- **Sustainability roadmap** included into financial strategy
- Issuance of two **Sustainability-Linked bonds** in July for **€1.25 B**

(1) From 0.4 GW eq. in 2025 and 1.2 GW eq. in 2030 in SP (2) Includes CCGT's and cogenerations. Renewable generation target to 2025 increases from 5.2 to 6 GW

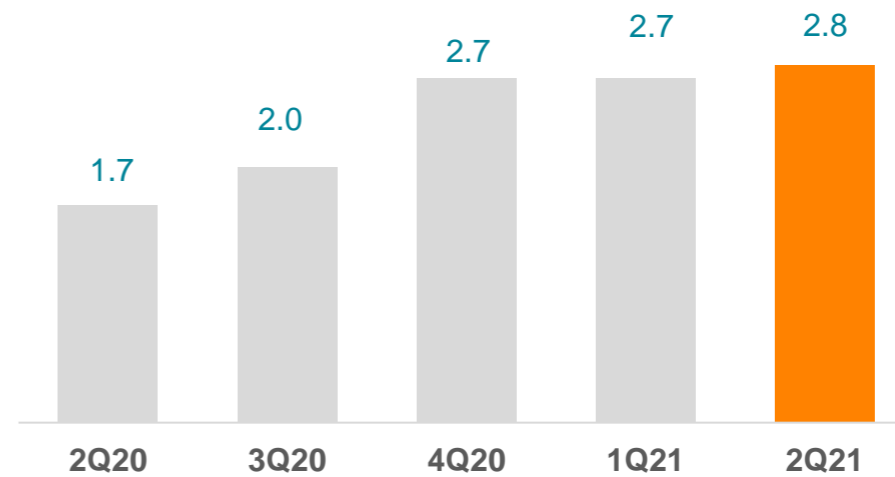
Stronger oil and gas prices. Highest refining margin indicator in last four quarters



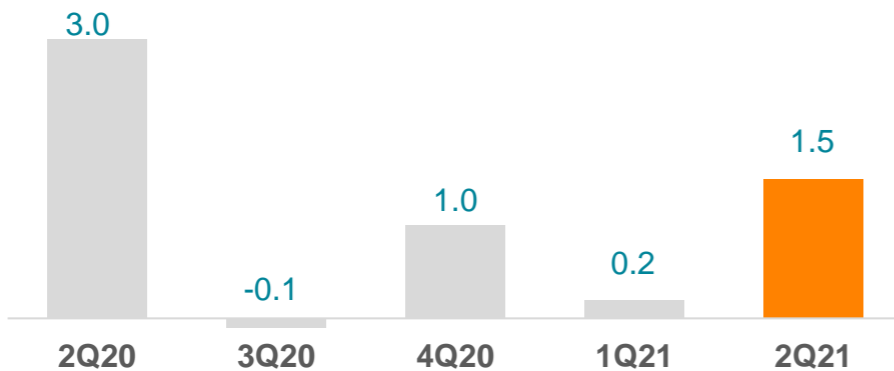
Brent
(\$/bbl)



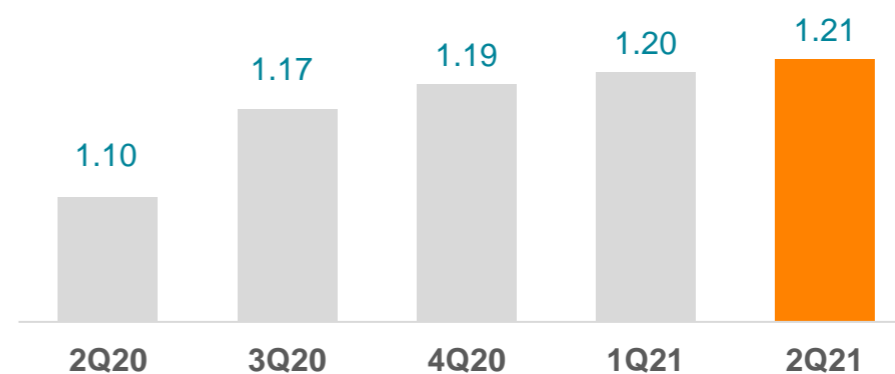
Henry Hub
(\$/Mbtu)



Refining Margin Indicator
(\$/bbl)



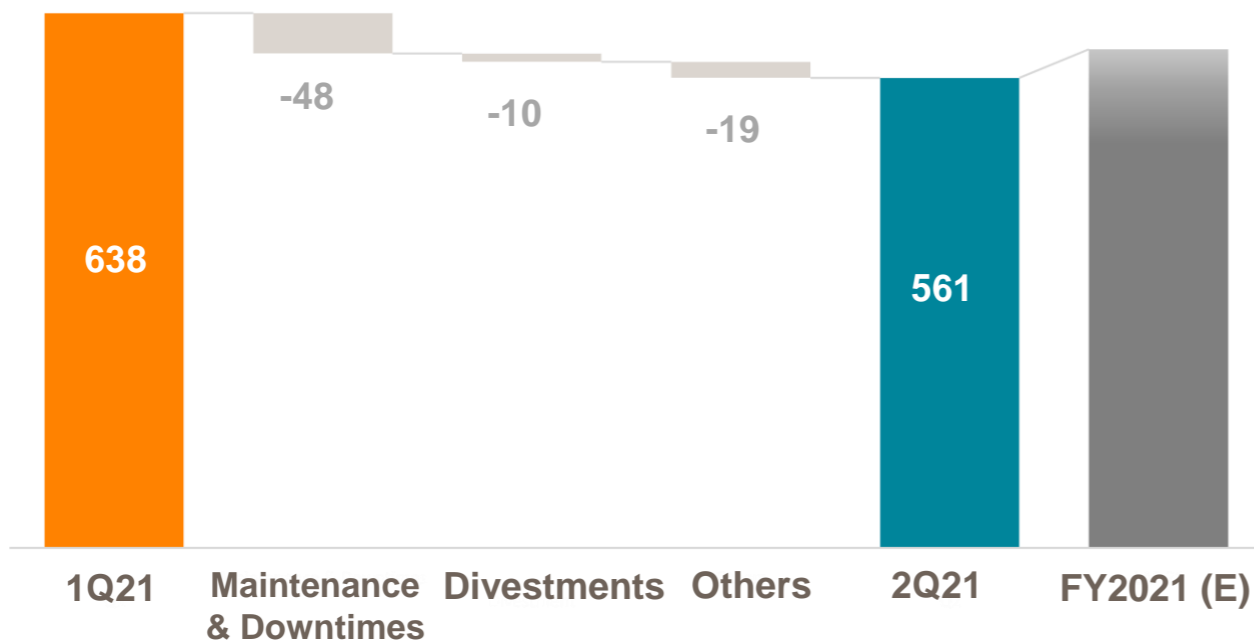
Exchange Rate
(\$/€)



Value-over-volume and better prices compensate lower production

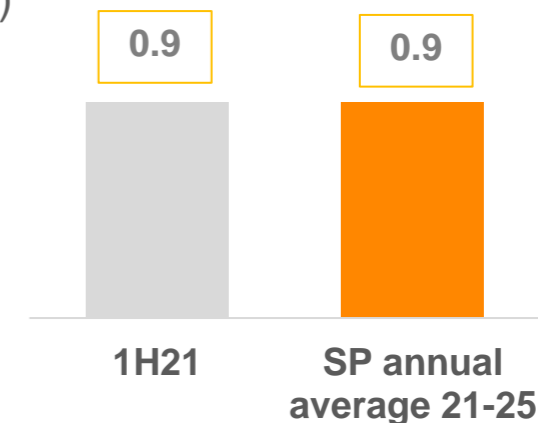
Production 2Q21 vs. 1Q21

(Kboe/d)



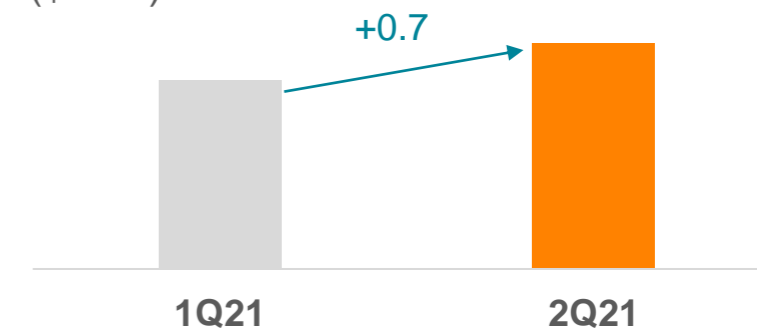
Organic FCF

(€B)



Unit CFFO

(\$/boe)



- **2Q21 vs. 1Q21: -12% production +7% adjusted net income**
- **Lower than budget production** mainly due to operational issues in Peru LNG and delays in T&T projects
- **1H21 vs. 1H20: Higher realization prices** and **higher % of oil** in production mix

Rationalization of portfolio

Spain

Cessation of oil production

Russia

Disposal of producing assets following sale of 49% in AROG JV

Malaysia and Vietnam

Divested position in Malaysia and stake in Block 46 CN in Vietnam

Algeria

Completed transfer of participation in TFT

Progress on 14 key projects in SP

Eagle Ford Marcellus US

- Re-initiating drilling activity in 2H21
- 2 rigs in EF and 2 rigs in Marcellus

YME Norway

- Start-up in 3Q21
- 17 Kboe/d net in 2022

New FIDs expected before year end:

Shenzi North US GoM

Lapa SW Brazil

Akacias Colombia

Leon-Moccasin US GoM

Inflection point in Refining. Record-level petrochemical margins

Refining

Ongoing challenging environment

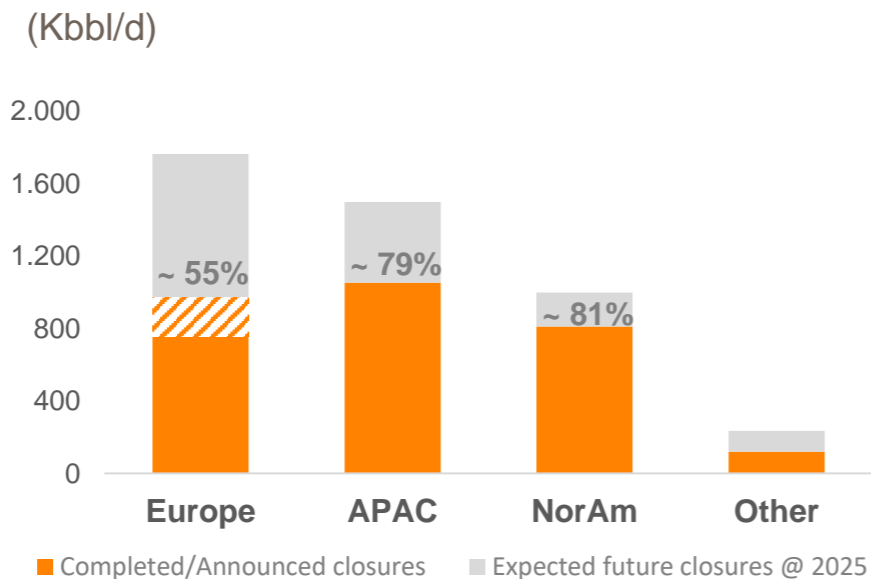
- **Margin indicator:** 1.5 \$/bbl 2Q21 vs 0.2 \$/bbl in 1Q21
- **2Q21 Utilization:** Distillation 71%; Conversion 73%
- **Margins inflection point in 2Q21**
- **Rapid rationalization** of the refining industry since start of crisis

Chemicals

Exceptional environment

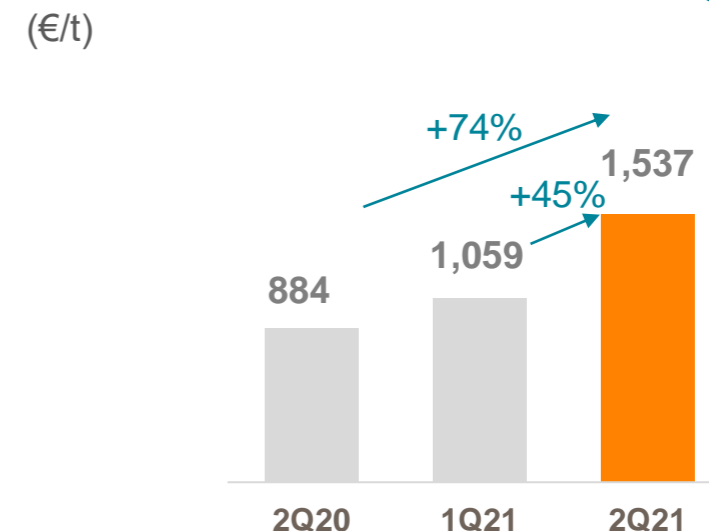
- **Record international margins in 1H21**
- **Puertollano** turnaround in 2Q21
- **€657 M expansion of Sines.** Start-up in **2025.** Products aligned with Energy Transition
- **Margins expected to remain strong** towards year-end

Rationalization of global refining capacity



Source: IHS Markit

International Petrochemical Margin indicator




Source: Repsol

Mobility

Increased demand for road fuels in Spain

- **Sales in Service Stations in Spain** -15% vs. 2Q19 (from -22% 1Q21 vs. 1Q19)
- **End of State of Alarm** and **easing of mobility restrictions** in Spain
- **June** strongest month of the year

Sales in Spain service stations vs. 2019 levels



Renewables

Entry into the US market and greater visibility on the portfolio



- **Solar:** started production in **Kappa** and **Valdesolar**
- **Wind:** started construction of **Delta II** and **Pi**



- Acquisition of **Hecate Energy** provides access to **>40 GW portfolio**
- **First FID** approved in July

Renewable generation target to 2025 increases from 5.2 to 6 GW

Low Carbon generation objective raises from 7.5 to 8.3 GW in 2025 ⁽¹⁾

(1) Includes CCGT's and cogenerations

Financial results

2Q21 Results

Results (€ Million)	Q2 2021	Q1 2021	Q2 2020	1H21	1H20
Upstream	351	327	(141)	678	(51)
Industrial	166	73	8	239	296
Commercial and Renewables	127	101	42	228	163
Corporate and Others	(156)	(30)	(167)	(186)	(219)
Adjusted Net Income	488	471	(258)	959	189
Inventory effect	168	321	(298)	489	(1,088)
Special items	(69)	(144)	(1,441)	(213)	(1,585)
Net Income	587	648	(1,997)	1,235	(2,484)

Financial data (€ Million)	Q2 2021	Q1 2021	Q2 2020	1H21	1H20
EBITDA	1,798	1,837	240	3,635	589
EBITDA CCS	1,565	1,395	641	2,960	2,096
Operating Cash Flow	902	1,030	268	1,932	864
Net Debt with leases	6,386	6,452	8,026	6,386	8,026



Improved outlook to the end of 2021



Production	590 - 600 Kboe/d	<ul style="list-style-type: none"> - 5% vs. previous guidance
Refining Margin Indicator	\$2 /bbl	
EBITDA CCS	~ €6.1 B	<ul style="list-style-type: none"> + €0.3 B vs. previous guidance ~ 50% higher than in 2020
Capex	~ €2.9 B	<ul style="list-style-type: none"> + €0.3 B (Low Carbon Platforms) vs. previous guidance Expected €0.3 B Upstream divestments
Net debt	~ €6.1 B	<ul style="list-style-type: none"> 2020 closing net debt €6.8 B (hybrids transactions in 2021 €0.3 B)
Dividend	€0.6 /share	<ul style="list-style-type: none"> Dividend only in cash starting in July'21

Better macro environment supports higher EBITDA and lower Net Debt

Brent 65 \$/bbl, HH 3.0 \$/MBtu

Note: This outlook only considers agreed inorganic operations

Strong strategic delivery in improving macroeconomic scenario



2Q21 results at pre-pandemic levels

- **Adj. Net Income** of €488 M 2Q21 vs. €497 M 2Q19
- **Short term** focus on **capital discipline and cost efficiency**
- **Long term** strategy driven by the **Energy Transition**

Increased renewable generation ambition to 2025

- **Low Carbon generation objective** increases from **7.5 to 8.3 GW** ⁽¹⁾
- **Higher visibility** on the **renewable portfolio** following **Hecate** transaction

Progress in the transformation of Industrial assets

- **Expansion of Sines** aligned with Energy Transition
- **H₂ ambition** increased to 0.55 GW eq. in 2025 and 1.9 GW eq. in 2030 ⁽²⁾

Capital allocation options in higher price scenario

- **Accelerated investments** in the Energy Transition
- Possibility to anticipate **shareholder remuneration commitments**

Repsol's Low Carbon Day to be held on October 5th

2Q21 Results

29 July 2021

Repsol Investor Relations
investor.relations@repsol.com

