

**User manual to connect to
the portal
<https://extranet.repsol.com>**



INDEX

Content

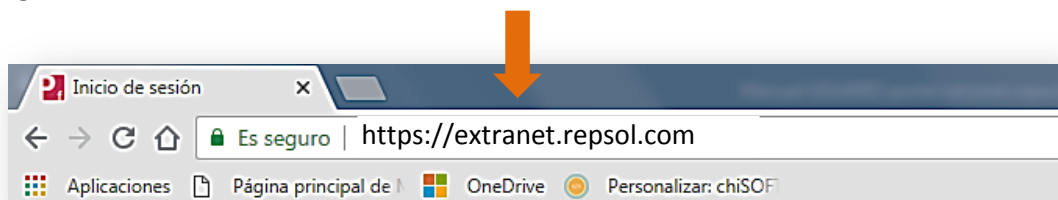
1.	How to login to the portal https://extranet.repsol.com ?	4
2.	How to change the password on the porta https://extranet.repsol.com ?	5
3.	You have forgotten your portal password https://extranet.repsol.com ?	6

This document is the property of REPSOL and may not be used for purposes other than those for which it was delivered, nor reproduced, in whole or in part, nor transmitted or communicated to any person without authorization from the owner.


1. How to login to the portal <https://extranet.repsol.com>?

To be able to connect with the portal <https://extranet.repsol.com>.

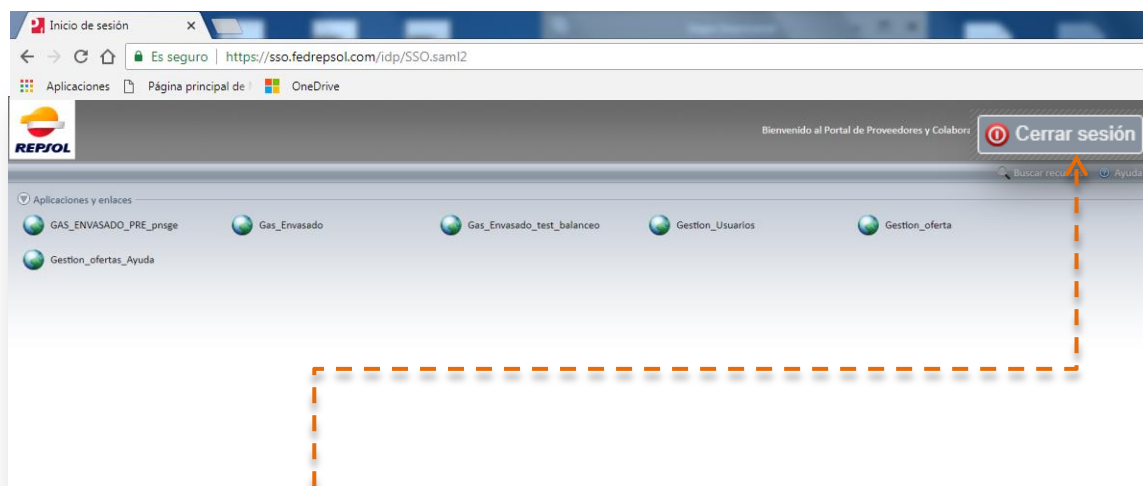
- a) In the address bar of the browser type: <https://extranet.repsol.com> as shown in the following image:



- Once the application is loaded, the authentication window will be displayed, in the "USER" field you can type your username or email.



- Successful **completion of the authentication** process will show the following window with the applications to which you have permissions.



B) For your safety **Log out** at the end.

2. How to change the password on the porta <https://extranet.repsol.com>?

1. If you want to change your password you just have to click on the "**Change password**" link (image 1).



2. Write all the information requested and finally click on accept, if all the data is correct your password will be changed (image 2).

ATTENTION: Your new password must comply with the following policies:

The password must have the following features:


1. Eight characters
2. Lowercase letters, capital letters and numbers.
3. It can not contain more than two consecutive characters.
4. The last 24 passwords can not be used.
5. The password must not have regular expressions of the type: year, country, user name, etc. (p: 2012 Spain ...).



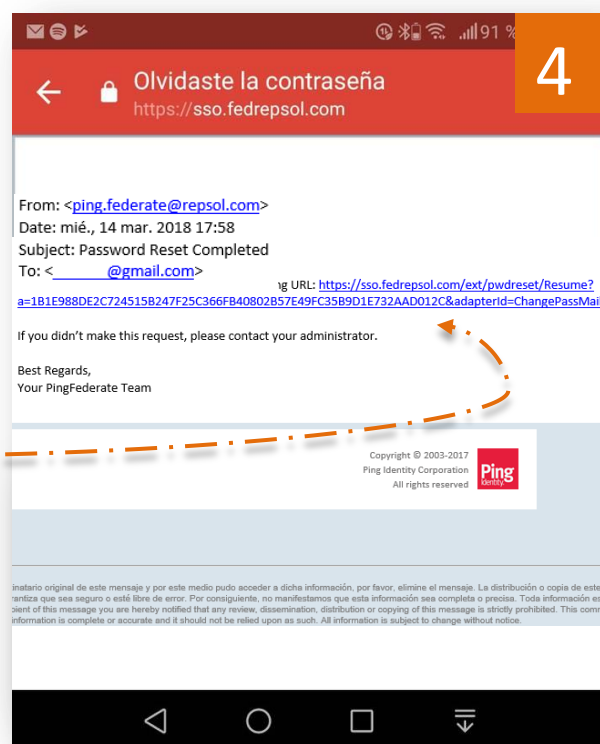
3. You have forgotten your portal password <https://extranet.repsol.com/>?

If you have forgotten your password you can recreate a new one by clicking on "**Have you forgotten your password?**" (**image 1**).

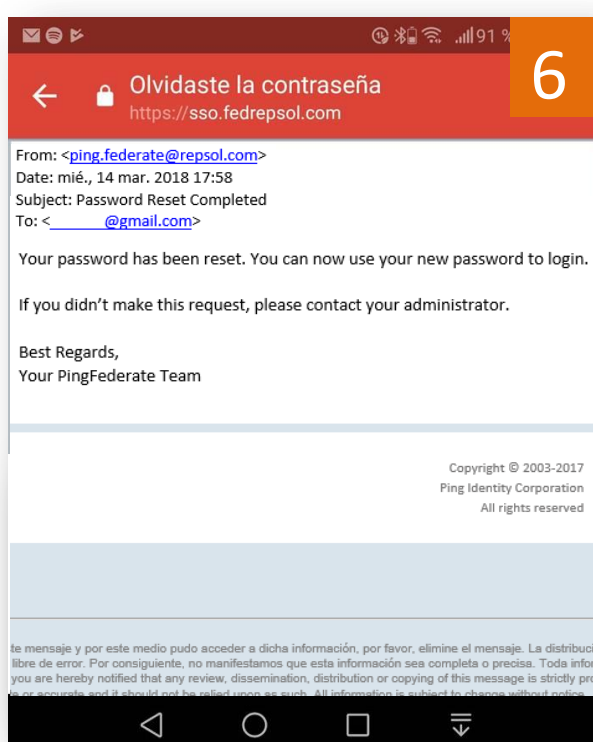
Enter your user or email in the user field (**image 2**), you will receive emails, click on the link (**image 4**).



You will receive a successful email when you have changed the password (Image 6).



Finally, by clicking on the link you can enter and confirm your new password.



- The process has finished and you can connect to the portal: <https://extranet.repsol.com>