

Fourth Quarter & Full Year 2011 Results

WEBCAST – CONFERENCE CALL

February 29th, 2012

Miguel Martínez
CFO



Disclaimer



ALL RIGHTS ARE RESERVED

© REPSOL YPF, S.A. 2012

Repsol YPF, S.A. is the exclusive owner of this document. No part of this document may be reproduced (including photocopying), stored, duplicated, copied, distributed or introduced into a retrieval system of any nature or transmitted in any form or by any means without the prior written permission of Repsol YPF, S.A.

This document does not constitute an offer or invitation to purchase or subscribe shares, in accordance with the provisions of the Spanish Securities Market Law (Law 24/1988, of July 28, as amended and restated) and its implementing regulations. In addition, this document does not constitute an offer of purchase, sale or exchange, nor a request for an offer of purchase, sale or exchange of securities in any other jurisdiction. In particular, This document does not constitute an offer to purchase, subscribe, sale or exchange of Repsol YPF's or YPF Sociedad Anonima's respective ordinary shares or ADSs in the United States or otherwise. Repsol YPF's and YPF Sociedad Anonima's respective ordinary shares and ADSs may not be sold in the United States absent registration or an exemption from registration under the US Securities Act of 1933, as amended.

Some of the above mentioned resources do not constitute proved reserves and will be recognized as such when they comply with the formal conditions required by the U. S. Securities and Exchange Commission.

This document contains statements that Repsol YPF believes constitute forward-looking statements within the meaning of the US Private Securities Litigation Reform Act of 1995. These forward-looking statements may include statements regarding the intent, belief, or current expectations of Repsol YPF and its management, including statements with respect to trends affecting Repsol YPF's financial condition, financial ratios, results of operations, business, strategy, geographic concentration, production volume and reserves, as well as Repsol YPF's plans, expectations or objectives with respect to capital expenditures, business, strategy, geographic concentration, costs savings, investments and dividend payout policies. These forward-looking statements may also include assumptions regarding future economic and other conditions, such as future crude oil and other prices, refining and marketing margins and exchange rates. These statements are not guarantees of future performance, prices, margins, exchange rates or other events and are subject to material risks, uncertainties, changes and other factors which may be beyond Repsol YPF's control or may be difficult to predict.

Repsol YPF's future financial condition, financial ratios, results of operations, business, strategy, geographic concentration, production volumes, reserves, capital expenditures, costs savings, investments and dividend payout policies, as well as future economic and other conditions, such as future crude oil and other prices, refining margins and exchange rates, could differ materially from those expressed or implied in any such forward-looking statements. Important factors that could cause such differences include, but are not limited to, oil, gas and other price fluctuations, supply and demand levels, currency fluctuations, exploration, drilling and production results, changes in reserves estimates, success in partnering with third parties, loss of market share, industry competition, environmental risks, physical risks, the risks of doing business in developing countries, legislative, tax, legal and regulatory developments, economic and financial market conditions in various countries and regions, political risks, wars and acts of terrorism, natural disasters, project delays or advancements and lack of approvals, as well as those factors described in the filings made by Repsol YPF and its affiliates with the Comisión Nacional del Mercado de Valores in Spain, the Comisión Nacional de Valores in Argentina, and the Securities and Exchange Commission in the United States. These documents are available on Repsol YPF's website (www.repsol.com). In light of the foregoing, the forward looking statements included in this document may not occur.

Repsol YPF does not undertake to publicly update or revise these forward-looking statements even if experience or future changes make it clear that the projected performance, conditions or events expressed or implied therein will not be realized.

The information contained in the document has not been verified nor revised by the External Auditors of Repsol YPF.

1. Principal Events

- 4Q 2011 and Annual Results

2. Strategy delivery

3. 2012 Outlook

1. Principal Events

- 4Q 2011 and Annual Results

2. Strategy delivery

3. 2012 Outlook

Refining: Tough environment in Europe

- Light-heavy crude differentials ↓
- Gasoline margins ↓
- Middle distillates margins ↑
- Energy cost ↑

Upstream: Disruption of operations

- Conflict of Libya
- Maintenance on Trinidad & Tobago

Argentina

- Strikes
- Inflation
- Removal of Petroleo Plus Program

Despite adverse conditions, progress is being made to set solid ground for medium and long term plans

Agenda



1. Principal Events

- 4Q 2011 and Annual Results

2. Strategy delivery

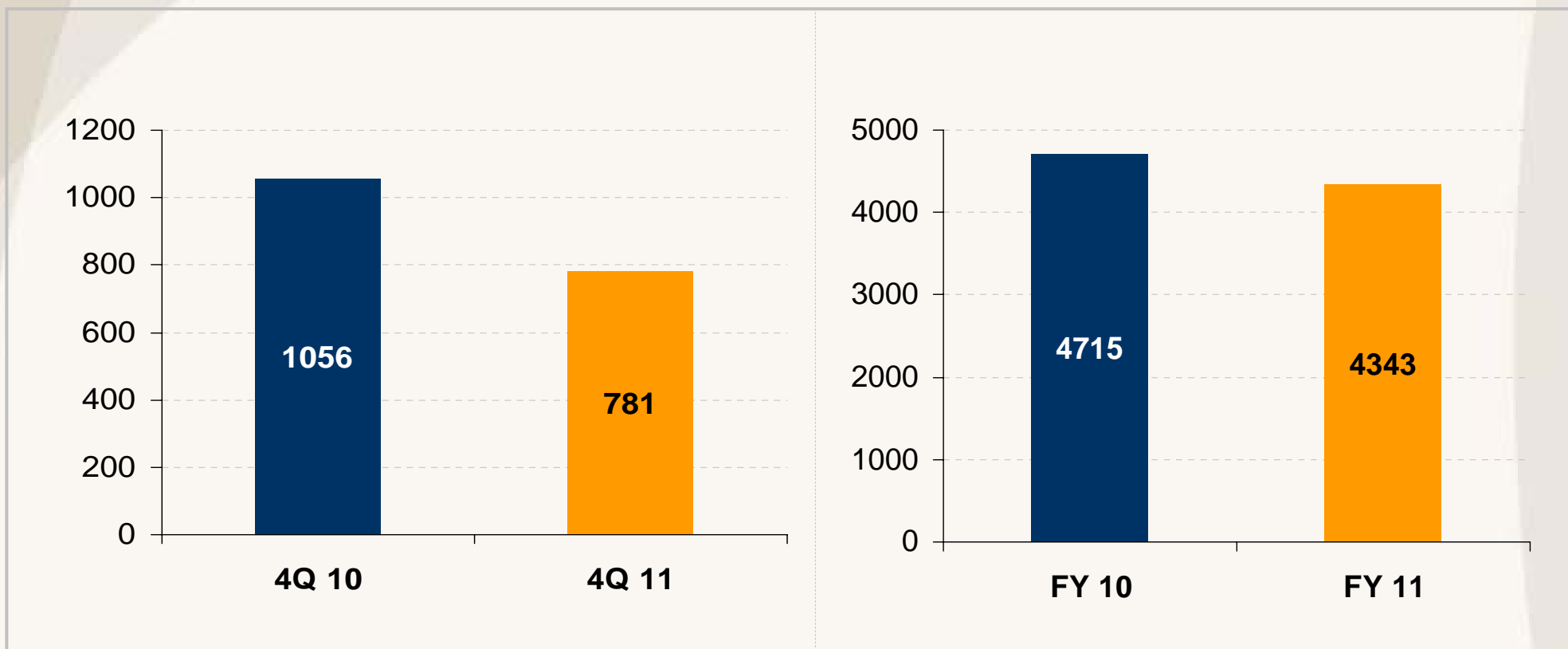
3. 2012 Outlook

Results

CCS Adjusted Operating Income



Million €

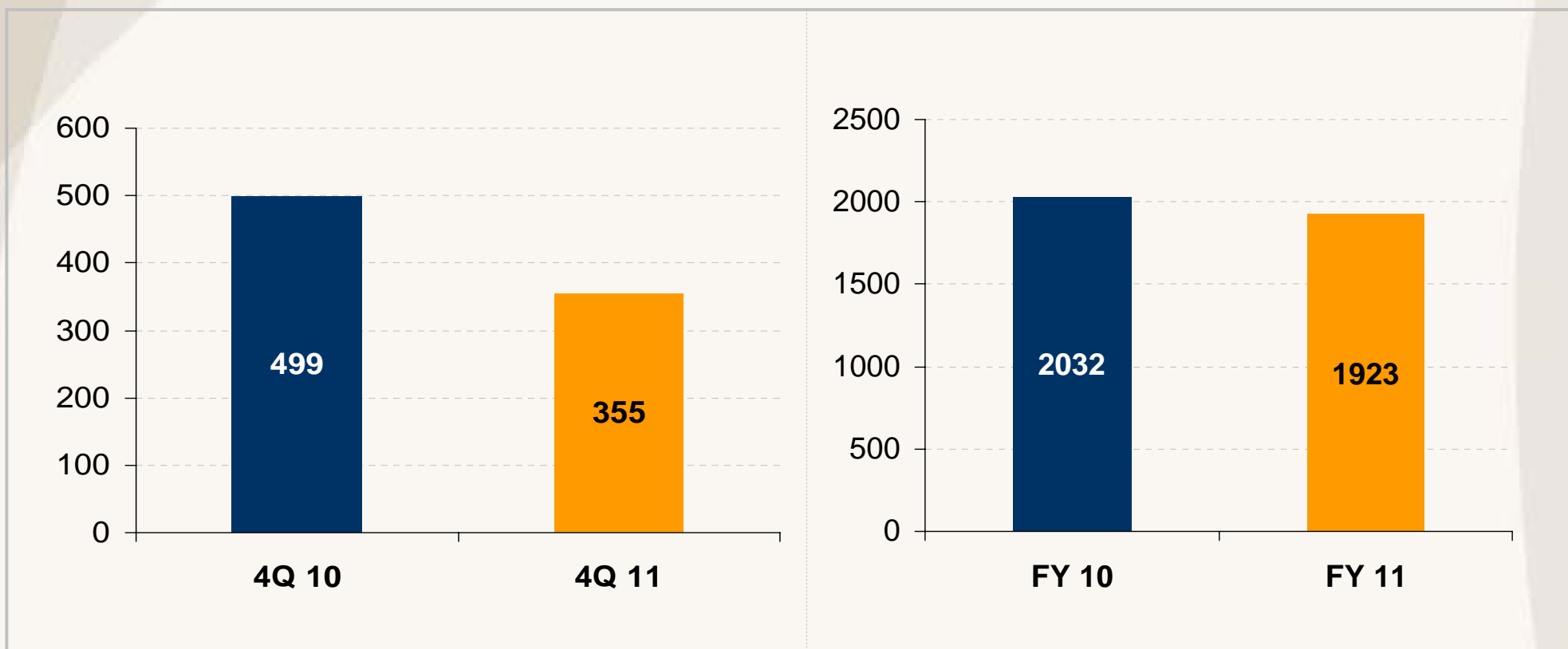


Results

CCS Adjusted Net Income



Million €

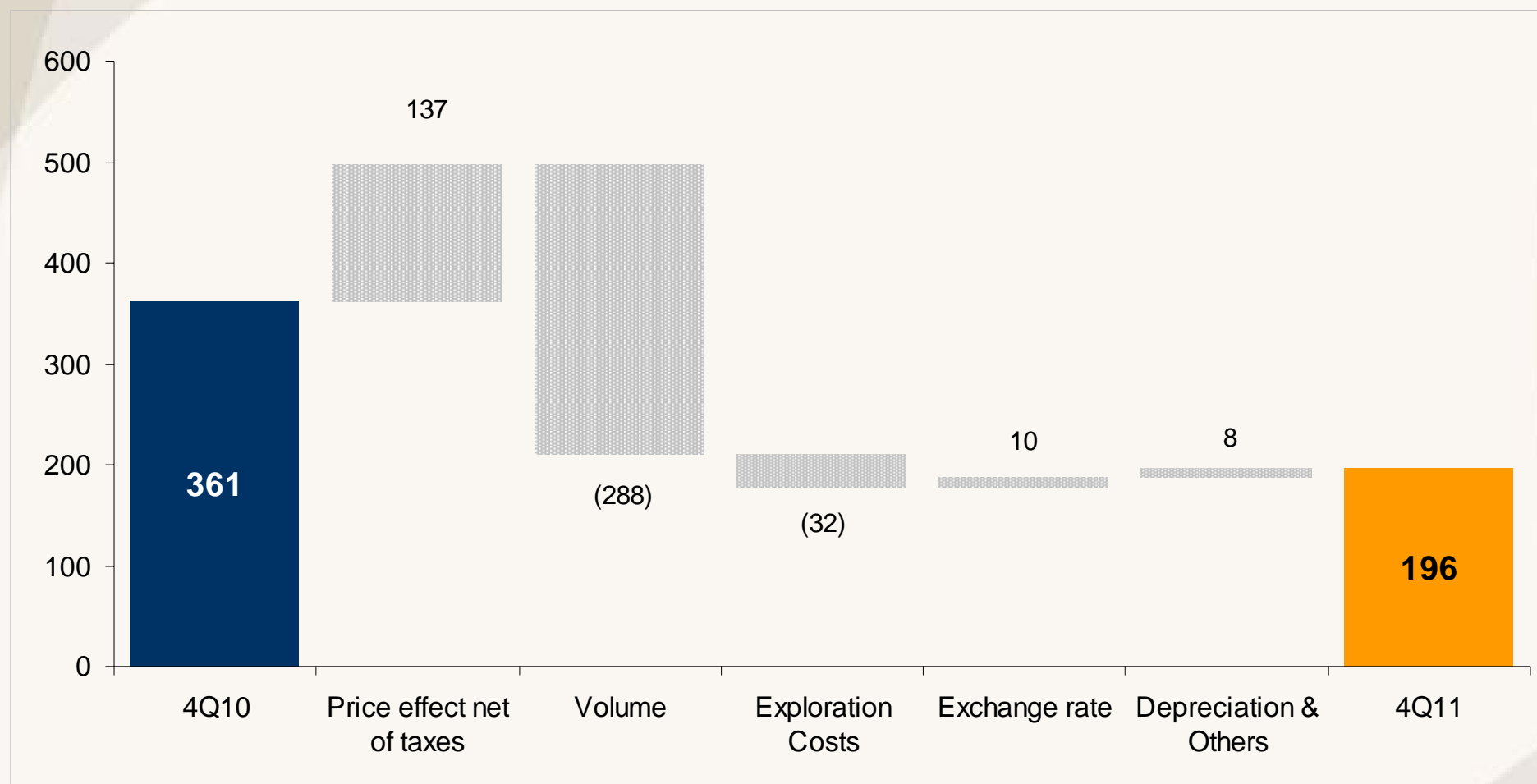


4Q 2011 Upstream

Adjusted Operating Income



Million €

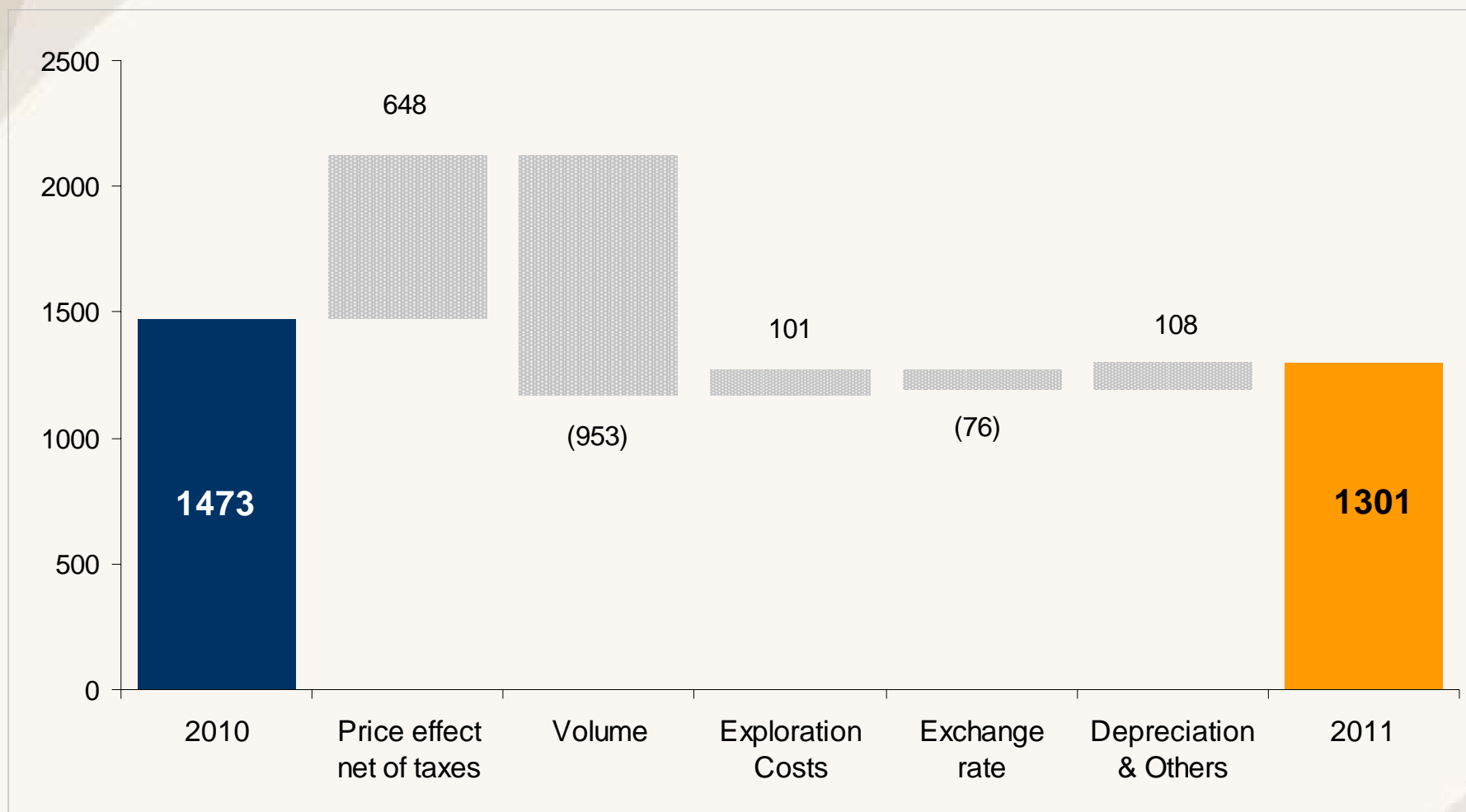


2011 Results Upstream

Adjusted Operating Income



Million €

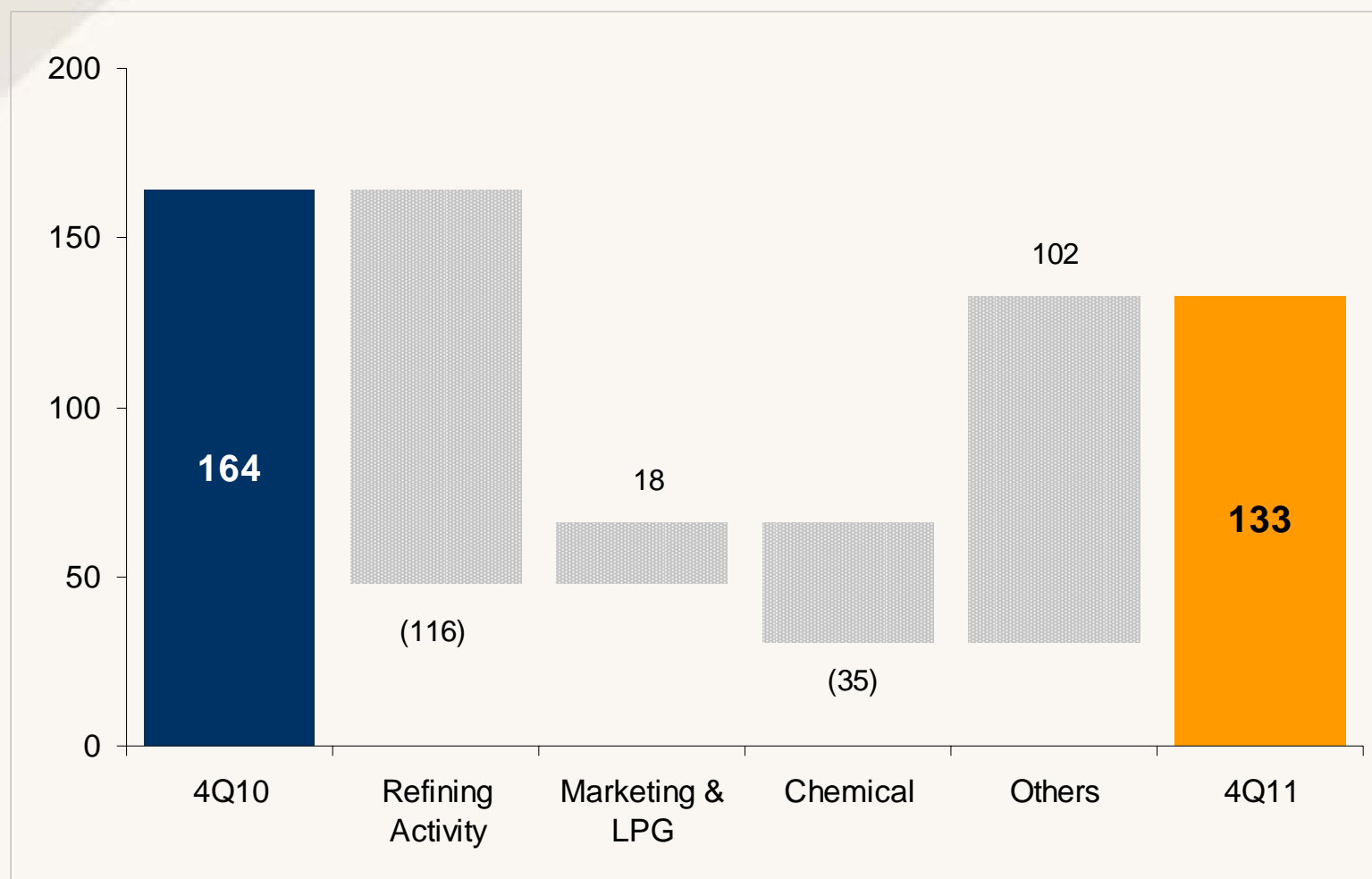


4Q 2011 Downstream

CCS Adjusted Operating Income



Million €

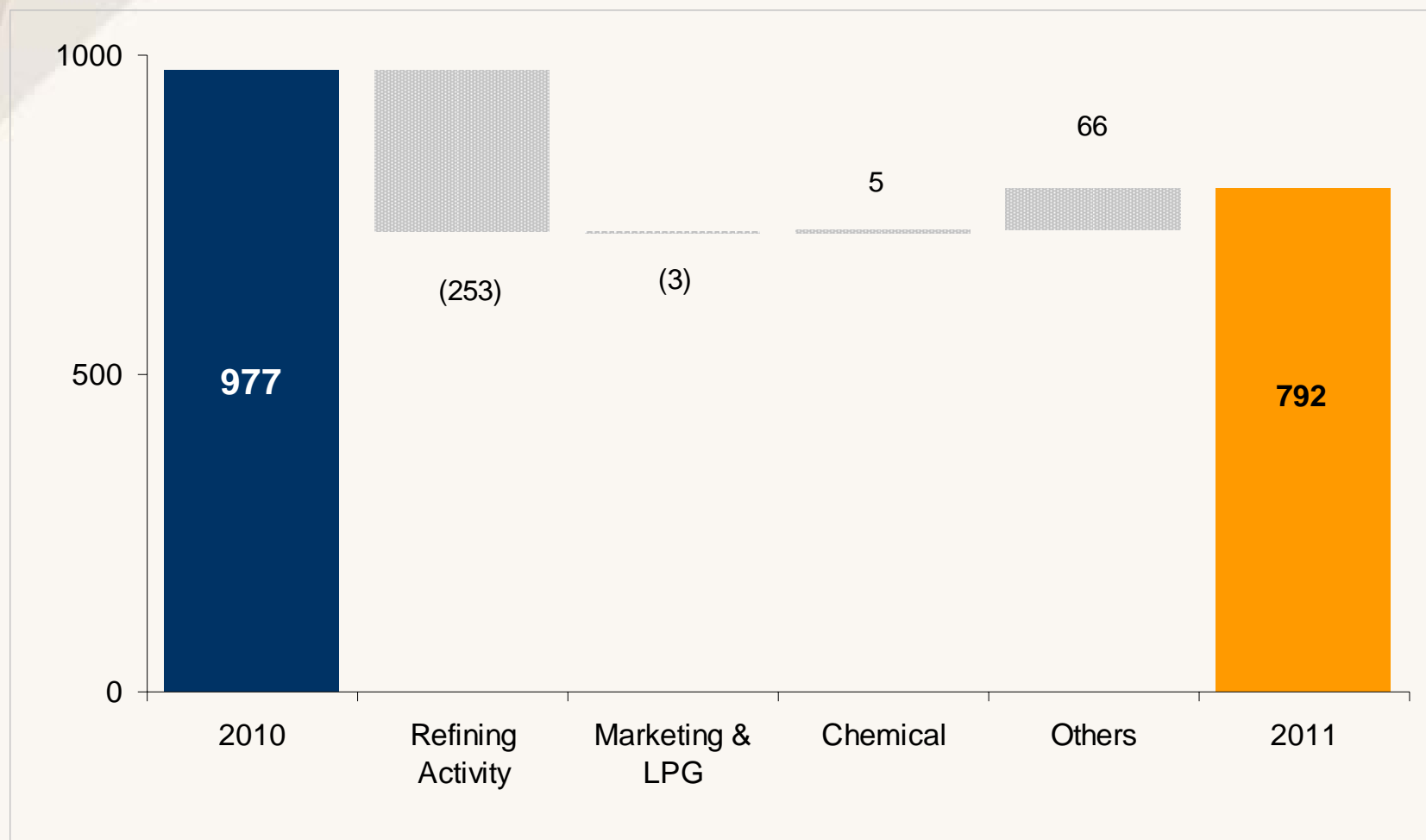


2011 Results Downstream

CCS Adjusted Operating Income



Million €

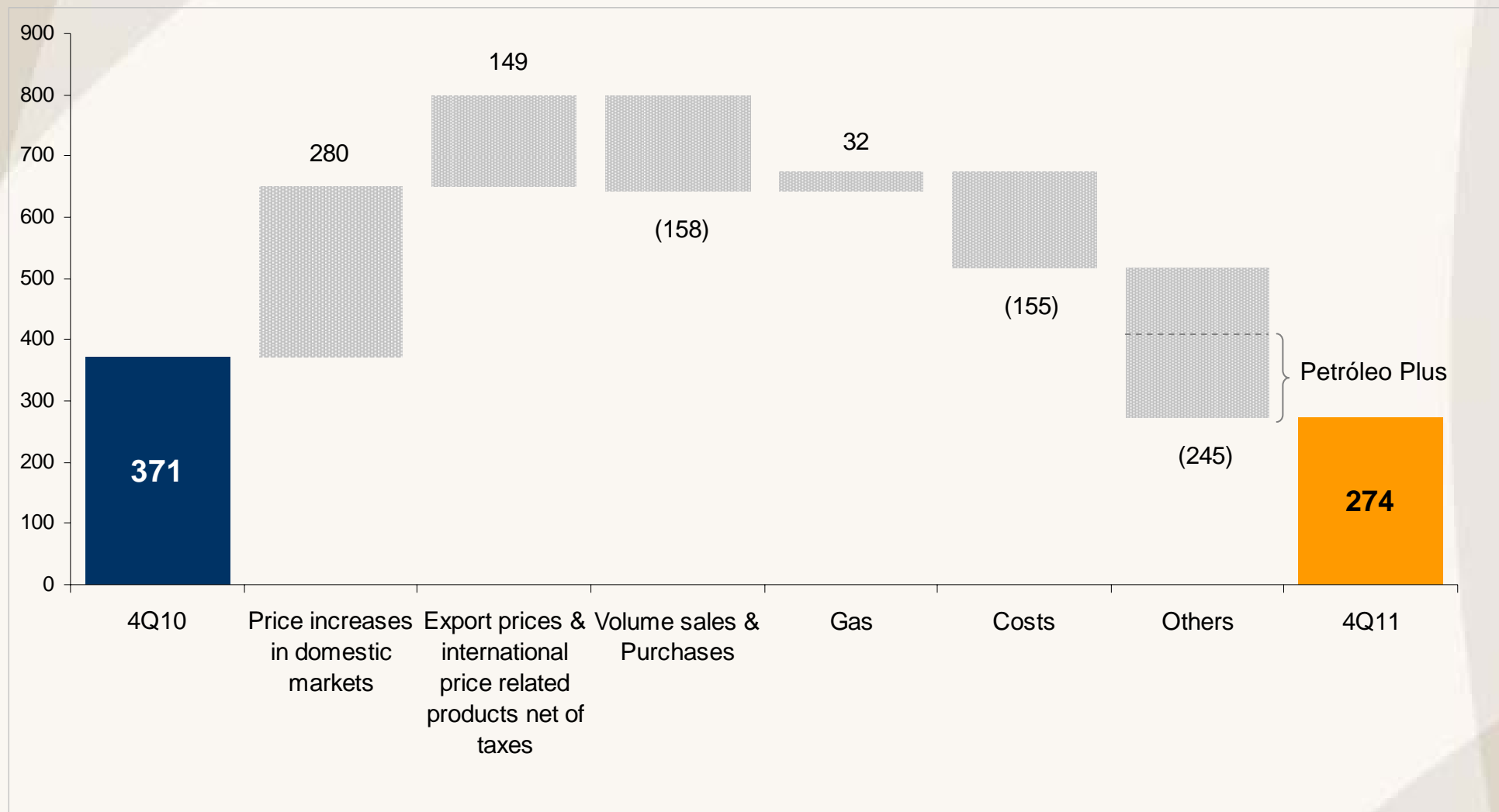


4Q 2011 YPF

Adjusted Operating Income



Million €

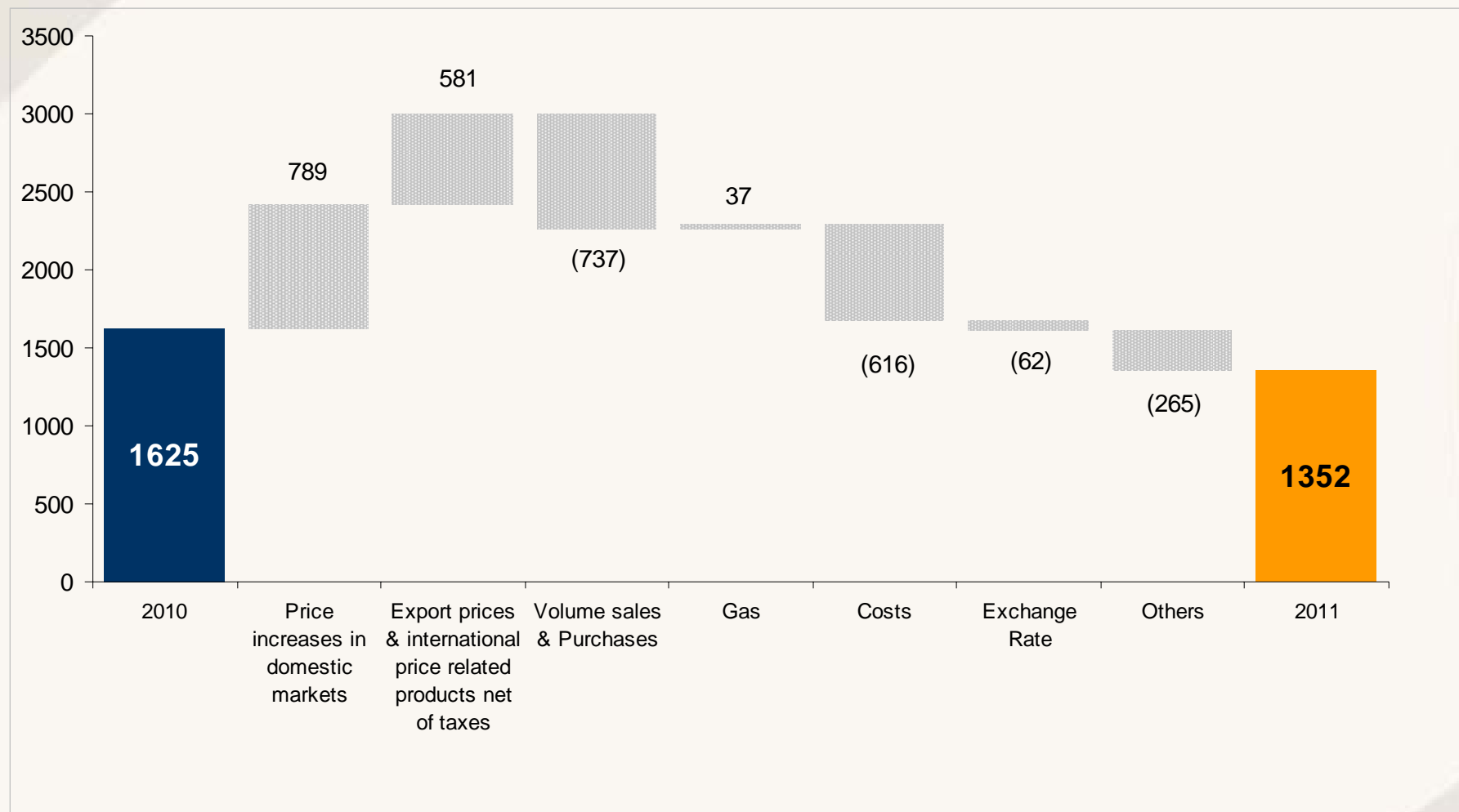


2011 Results YPF

Adjusted Operating Income



Million €

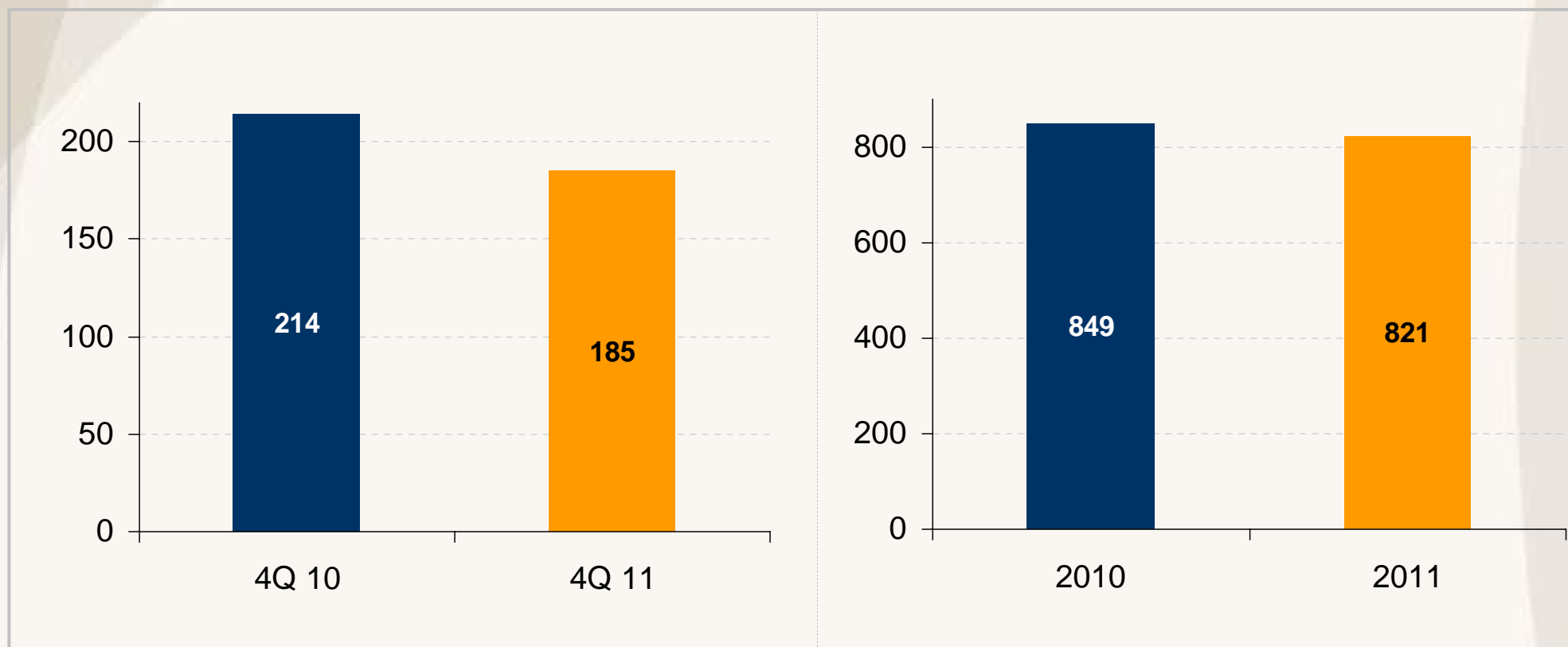


Gas Natural

Adjusted Operating Income



Million €



1. Principal Events

- 4Q 2011 and Annual Results

2. Strategy delivery

3. 2012 Outlook

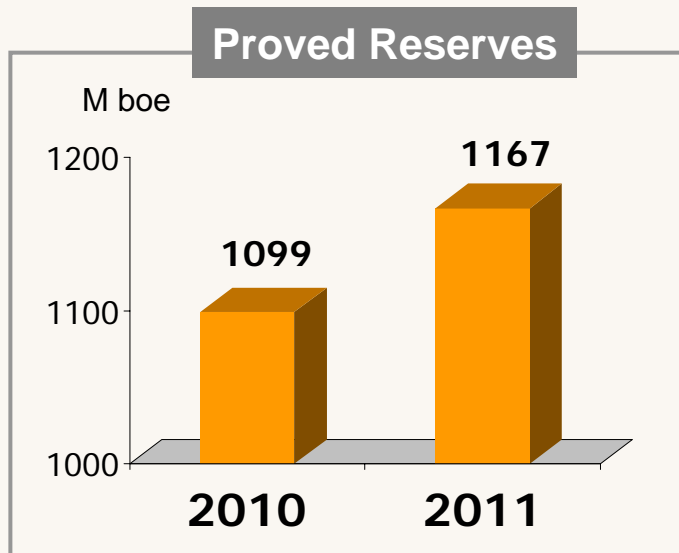
Strategy Delivery

Upstream: Development

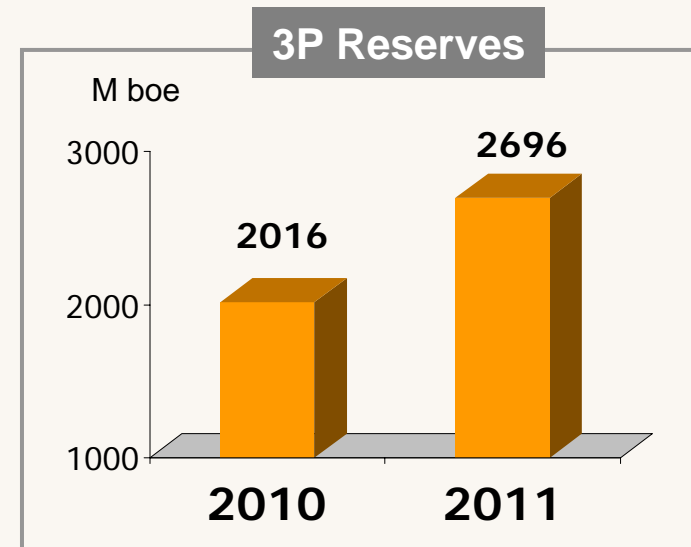


Declaration of commerciality

- ✓ Perla
- ✓ Guara (Sapinhoa)
- ✓ Reggane



RRR: 162%



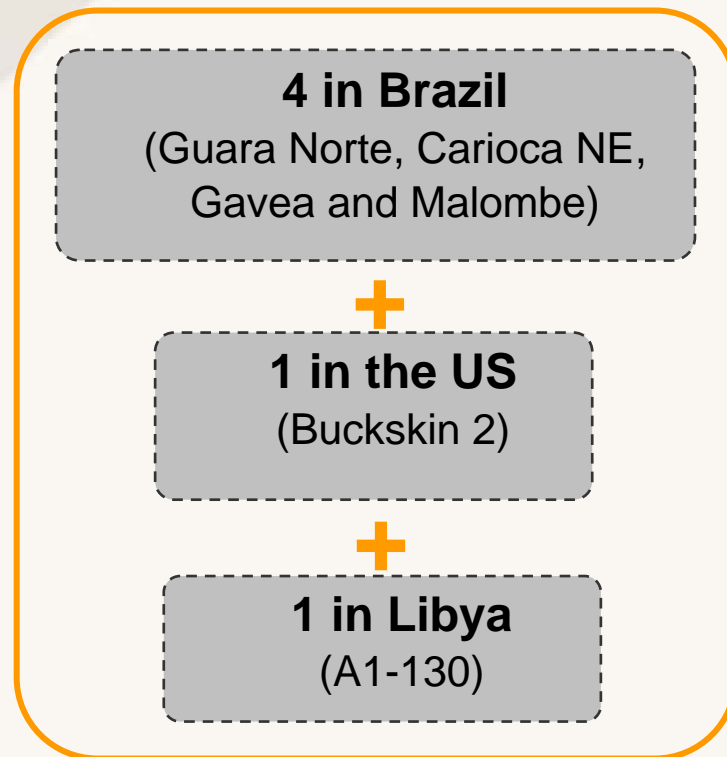
790 MBoe moved from contingent resources to 3P reserves

Strategy Delivery

Upstream: Exploration



6 discoveries throughout the year



**Contingent resources
Addition
720 MBOE**

**New resources from: exploration wells, inorganic
acquisitions, existing fields adjustments**

**In the last 4 years, 5 discoveries ranked among the top 5 and
top 10 best discoveries of the year**

Strategy Delivery

Upstream: Acreage



79,000 km² of new acreage in 13 countries

- Folded Belt: Iraq, Tunisia, Indonesia and Peru
- Carbonates: Angola, Colombia and Ireland
- North Atlantic Margin: NE Canada, Norway, Portugal and Ireland
- West Siberian Basin in Russia

Strategy Delivery

Acquisitions



USA: AGREEMENT WITH SANDRIDGE

- Repsol to acquire 1,500 km² in producing areas “Original Mississippian” and “Mississippian Extension”.
- Repsol to invest \$ 1 Billion in the next 3 years and to incorporate reserves and production since 2012.
- Net production of 90 kboed expected by 2019.

RUSSIA: JV WITH ALLIANCE OIL

- Creation of a 840 M\$ JV in the Russian Federation, largest gas and oil producer in the world.
- Alliance Oil contributed 2 producing assets valued at 570 M\$.
- Eurotek worth 230 M\$ is contributed by Repsol.

ALASKA: AGREEMENT WITH “70 & 148 LLC” AND “GMT EXPLORATION LLC”

- Carry out jointly exploration activity in Alaska’s prolific North Slope
- Repsol will have a 70% working interest

Deals aligned with strategy of searching new platforms for future growth with limited geographical and financial exposure

Strategy Delivery

Downstream



Cartagena



Bilbao

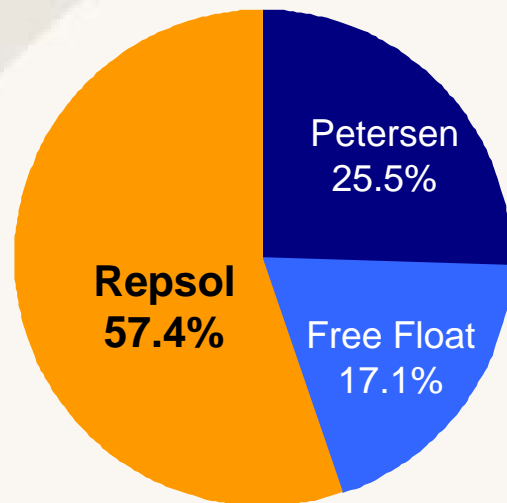


- Start up of new units with no operational disruption
- Premium cash flow expected for 2012

Successfully Refinery Upgrades Projects

Strategy Delivery

YPF



Current participation to 57.4%

- ❖ Exercise of Petersen Group 10% buy option
- ❖ 17% IPO

More balanced shareholder structure with institutional and minority shareholders

Strategy Delivery

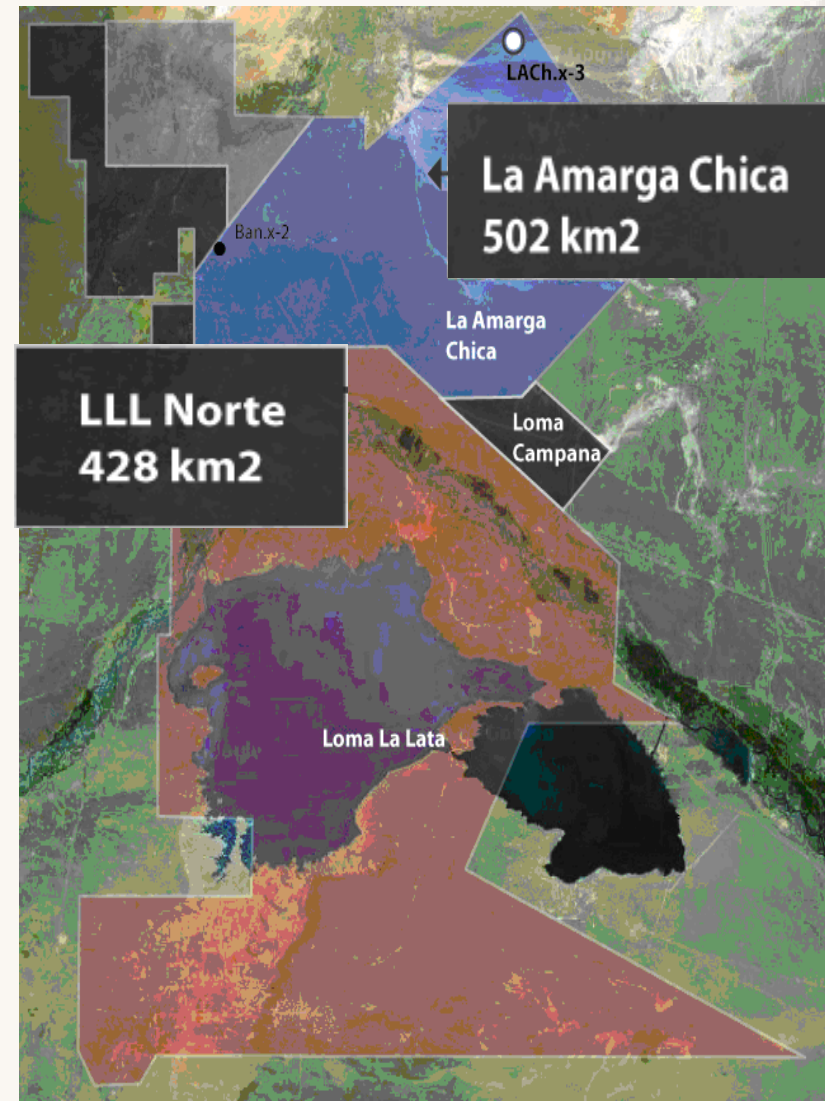
YPF



Vaca Muerta

- Acreage YPF: 12,000 Km²
- Test area 1,100 km²
 - 3P reserves 116 MBOE
 - Contingent resources 1,525 MBOE
- Prospective resources in 8,071 Km²
 - 21,167 MBOE

**Confirmation of the
unconventional potential**



1. Principal Events

- 4Q 2011 and Annual Results
- Financial Overview

2. Strategy delivery

3. 2012 Outlook

UPSTREAM

- Libya to start delivering back results and cash flow
- Start ups: Margarita (Bolivia) and Kinteroni (Peru)
- Total production: 335,000 bpd
- Exploratory drilling program: 23 to 34 wells
- Capex: 2.4 B €

DOWNSTREAM

- Premium delivered by new projects
- Marketing business demand challenging
- Investment: 0,9 B €

YPF

- Development of area 1 Vaca Muerta

Fourth Quarter & Full Year 2011 Results

WEBCAST – CONFERENCE CALL

February 29th, 2012

Miguel Martínez
CFO

